


Fly High

Pupil's Book

1



PEARSON
Longman

Danae Kozanoglou

with audio CD



Pearson Education Limited
Edinburgh Gate
Harlow
Essex CM20 2JE
England
and Associated Companies throughout the world.

www.longman.com

© Pearson Education Limited 2010

The right of Danae Kozanoglou to be identified as author of this Work has been asserted by him/her in accordance with the Copyright, Designs and Patents Act 1988.

All rights reserved; no part of this publication may be reproduced, stored in a retrieval system, or transmitted in any form or by any means, electronic, mechanical, photocopying, recording, or otherwise without the prior written permission of the Publishers.

First published 2010

ISBN: 978-1-4082-4627-6

Printed in Slovakia by Neografia

Set in VagRounded

The publisher would like to thank the following for their kind permission to reproduce their photographs:

(Key: b-bottom; c-centre; l-left; r-right; t-top)

Alamy Images: AfriPics.com 63c; Gaertner 631; tbkmedia.de 63cr; Ardea: Gavin Parsons 63d; Trevor Clifford: 13, 43, 69t

All other images © Pearson Education / Josephina Svania

Every effort has been made to trace the copyright holders and we apologise in advance for any unintentional omissions. We would be pleased to insert the appropriate acknowledgement in any subsequent edition of this publication.

Illustrated by: GS Animation/Grupa Smaczneho, Katerina Chrysochoou,
Victor Moschopoulos/chickenworks
Digital illustrations by: HL Studios, Long Hanborough, Oxford


Acknowledgements

The publishers and authors would like to thank all the consultants, schools and teachers who helped to develop this course for their valuable feedback and comments.

Fly High

Pupil's Book

1



PEARSON
Longman

Danae Kozanoglou


Contents

Unit	Vocabulary	Language	Page
Hello!		Hello. I'm (name)! What's your name?	4
1 In the jungle	lion, elephant, parrot, boy, girl, banana, flower, bee, hippo	I'm (Cabu). I'm a (lion). Look! (A banana) / (Flowers).	6
2 Colours (1)	yellow, blue, red, green	Look, it's (yellow). Is it (green)? Yes./No.	10
3 Numbers 1-5	Plurals: bees, bananas, etc	three (bees) five (yellow bananas)	14
4 In the classroom	teacher, desk, chair, book, door	Hello! I'm your teacher. Here's your (desk).	18
5 School things	bag, pencil, crayon, rubber	What is it? It's a (pen). Is it a (pen)? Yes./No.	22
6 Classroom actions	sit down, stand up, clap, turn around	Sit down. OK, good.	26
JUNGLE FUN 1			30
My alphabet a b c	apple, ball, car		32
7 Family	mum, dad, brother, sister, me	This is (my brother) / (me). Hello. I'm ...	34
My alphabet d e f	dog, egg, fish		38
8 Toys	train, plane, bike, guitar	I've got a (yellow) (train). My favourite toy is my (yellow) (plane).	40
My alphabet g h i	goat, horse, insect		44
9 Colours (2)	pink, black, orange, white	I can see a (pink) (bird)! My favourite colour is (black).	46
My alphabet j k l	jelly, kite, lorry		50
10 Numbers 6-10	Plurals	six (pencils) How old are you? I'm ... Happy birthday!	52

Unit	Vocabulary	Language	Page
My alphabet m n o	monkey, nurse, orange		56
JUNGLE FUN 2			58
11 Face	eye, nose, ear, mouth	I've got (a nose) / (two eyes).	60
My alphabet p q r	panda, queen, rabbit		64
12 Pets	pets, cat, hamster, snake	What's this? It's a (cat). Have you got a pet? Yes, I've got a (cat). / No. It's a (snake). What am I? You're a (rabbit).	66
My alphabet s t u	star, tree, umbrella		70
13 Food	ice cream, chips, salad, burger, pizza	I like (chips). I don't like (salad).	72
My alphabet v w	violin, watch		76
14 Actions	fly, jump, swim, run	I can (fly). Can you (run)? Yes, I can. / No, I can't.	78
My alphabet x y z	fox, yo-yo, zebra		82
JUNGLE FUN 3			84
Goodbye!	Here's a (white flower). Goodbye!	Review	86
Happy Christmas!	present, Father Christmas, stocking	Merry Christmas! Here's your present. Thank you.	88
Happy Easter!	Easter Bunny, egg, basket	I've got (three) eggs!	90
My Picture Dictionary			91

Hello!





Hello. I'm Cabu.
What's your name?

1

In the jungle



1 Listen and point. Then say.



lion



elephant



parrot



boy





girl


2 Look and listen.



3 Listen again and say.

4 Listen and point. 



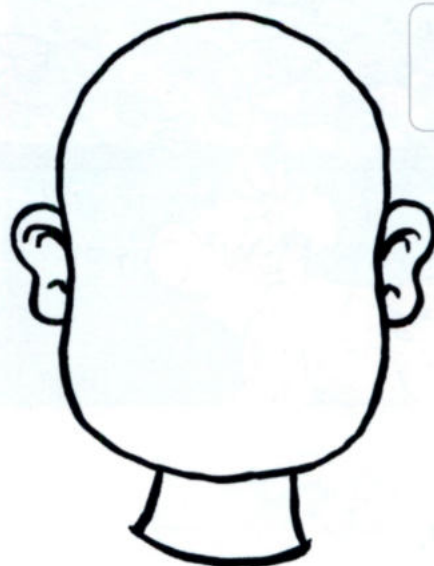
5 Listen and say. 

Hello. I'm Cabu.
I'm a lion. What's
your name?




I'm Tom. I'm a boy.

6 Draw and say.



Hello. I'm ...
I'm a ...

7 Listen and point. Then say. 



banana



flower



bee






hippo

8 Look and listen. 



9 Listen again and say. 

10 Listen and circle. 



11 Listen and point. Then sing. 

Look, an elephant and a bee.



2

Colours (1)



1 Listen and point. Then say.



yellow



blue



red



green

2 Look and listen.




3 Listen again and say.

4 Listen and colour. 

1



2



3




4




5 Point and say.

It's yellow.


6 Play.







7 Listen and point. Then sing. 



8 Colour and say. It's red and yellow.



9 Listen and answer yes or no. 



10 Play.

Is it yellow?

No.



3

Numbers 1-5



1 Listen and point. Then say.



one




two



three



four




five


2 Look and listen.



3 Listen again and say.




4 Listen and circle. 



5 Point and say. 3 bees.

6 Draw and colour. Then match.

1



2

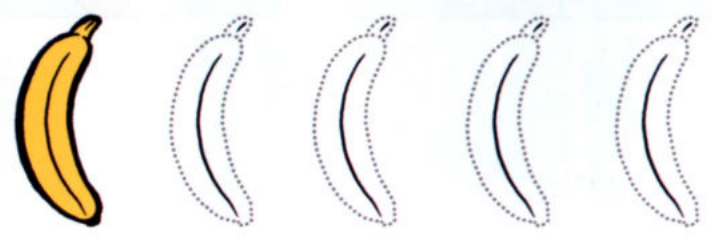



5


3



4





7 Listen and stick. Then sing. 



8 Look and count. Then match and say.

4 parrots.



1

2

3

4

5

9 Play.

1, 2 ...




4

In the classroom



1 Listen and point. Then say.



teacher



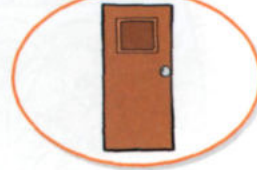
desk



chair



book




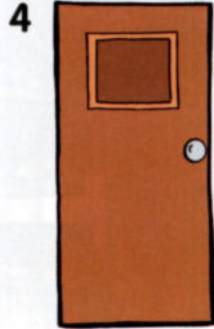
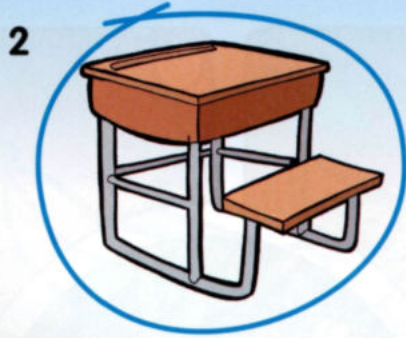

door

2 Look and listen.



3 Listen again and say.


4 Listen and circle. 



5 Point and say. Here's your chair.

6 Play. Here's your desk.



7 Listen and point. Then sing. 



8 Point and say.

Trumpet, here's your chair.



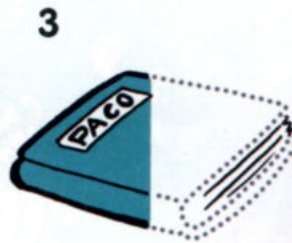

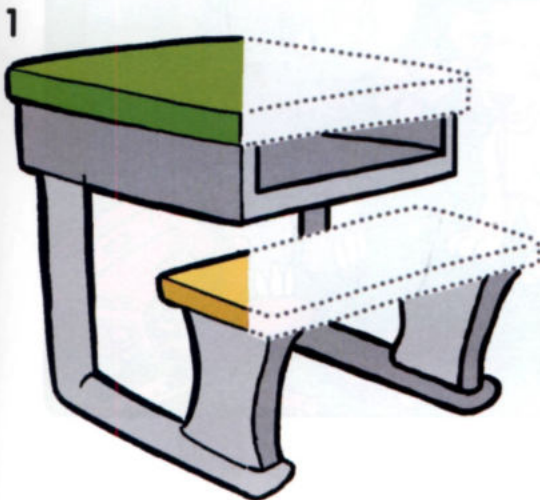
9 Find and count. Then say.

5 bananas.



10 Draw and colour. Then say.

It's a desk. It's green and yellow.



5

School things



1 Listen and point. Then say.



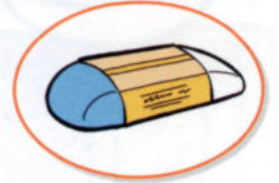
bag



pencil



crayon




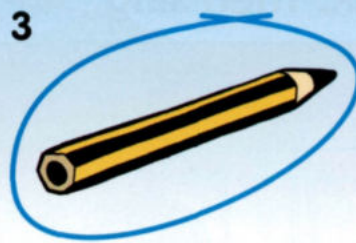
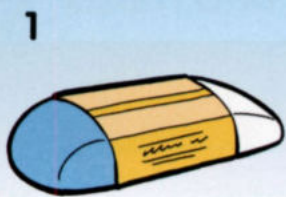
rubber

2 Look and listen.



3 Listen again and say.

4 Listen and circle. 




5 Point and say.

It's a bag.

Yes.

No.



6 Ask and answer.

What is it?

It's a ...

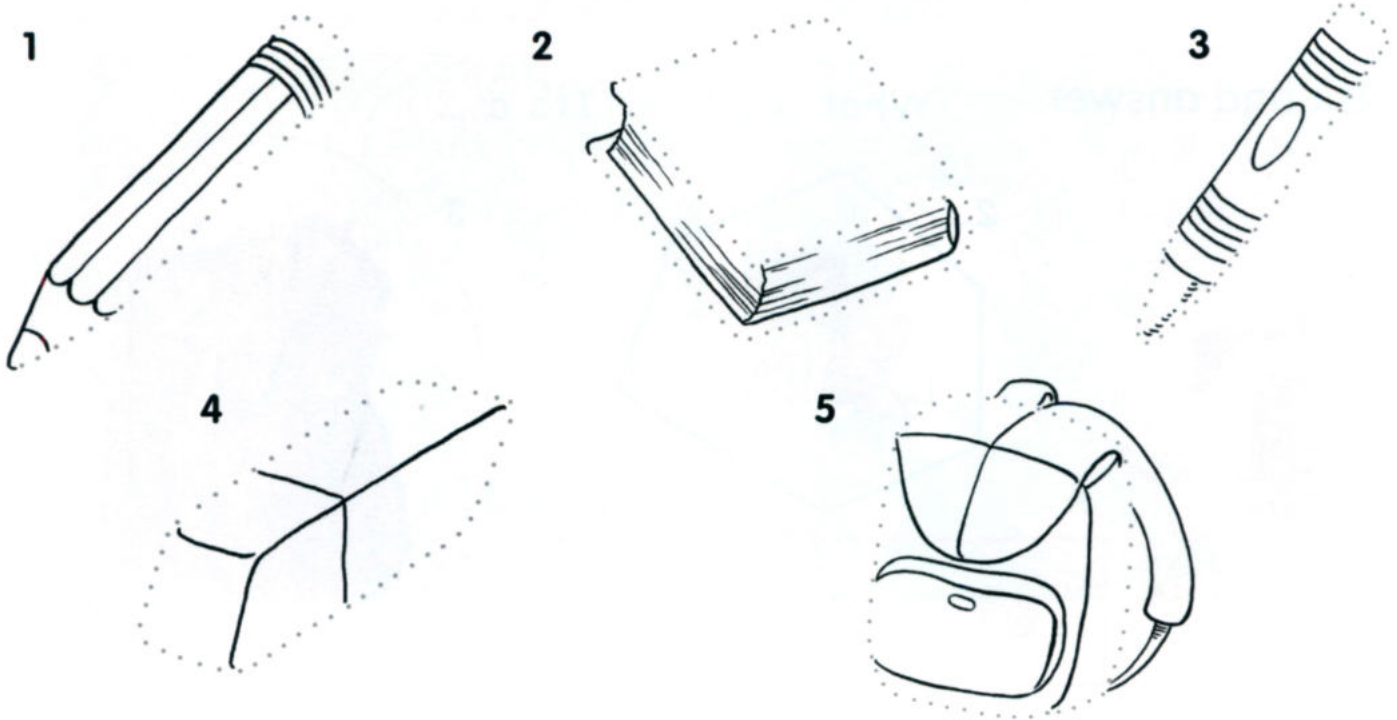



7 Listen and stick. Then sing. 



8 Draw and colour. Then say.

It's a pencil. It's blue.



9 Listen and circle. 



10 Point, ask and answer.

Is it a pencil?

Yes.

11 Play.

Is it a crayon?

No.



6

Classroom actions



1 Listen and point. Then say.



sit down



stand up




clap





turn around

2 Look and listen.



3 Listen again and say.


4 Listen and number. 



5 Point and say.

6 Play.



7 Listen and point. Then sing. 

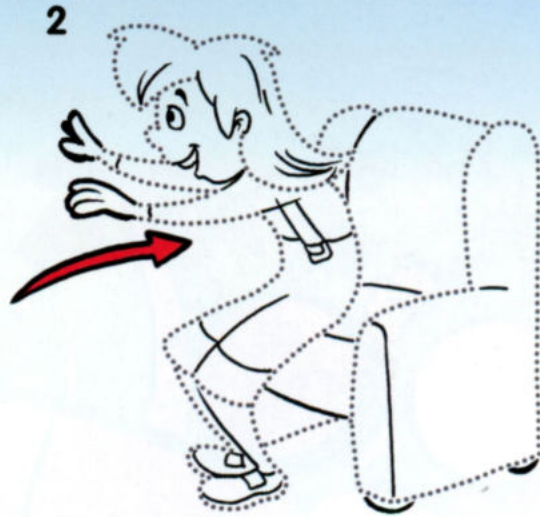


8 Sing and do. 

9 Point and say. Sit down.



10 Draw and colour. Then say.



11 Guess and say.



12 Listen and do.





JUNGLE FUN 1

1 Play.





My alphabet

a

b



c

1 Listen and repeat. Then circle. 

/eɪ/ **a** 

/biː/ **b**

/siː/ **c**



/æ/ **a**pple

/b/ ball

/k/ car

2 Find and circle.

/æ/

a b c a a c b c a b a c a b a

A B A C B A C B A C A B A A C

/b/

b a c b a b b c a b c b a b c

B C A B C B B A A B C B C A B

/k/

c a c b a c b c a b c c a b c

C A C B C C A C B A A C B C A

3 Match and draw. Then colour.

a

b

c

C


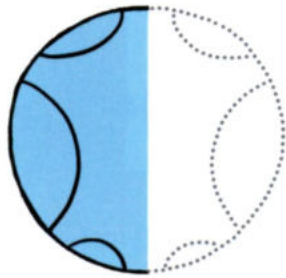
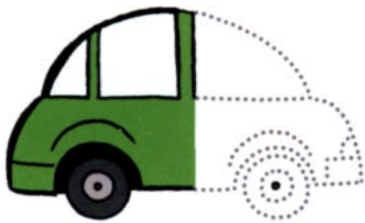
A

B

ball


apple

car

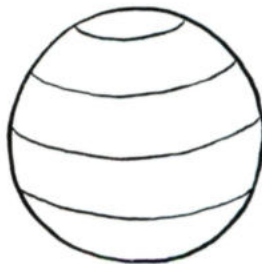


4 Look and colour.

a



b



c



A

B

C

5 Chant. 

A B C D E F G H I J K L M N O P Q R S T U V W X Y Z
a b c d e f g h i j k l m n o p q r s t u v w x y z

7

Family



1 Listen and point. Then say.



mum



dad



brother



sister




me

2 Look and listen.



Cabu, Paco! This is my mum ... and this is my dad.

Hello!



This is my brother, Bill.

Hello!



What?


Oh ... and this is my sister Elli.

Hello!



And this is me!

3 Listen again and say.

4 Listen and number. 




5 Point and say.

This is my mum.



6 Draw your family and say.



7 Listen and stick. Then sing. 




This is my mum.
Hello, hello.
This is my dad.
Hello, hello.

Mum and Dad,
Mum and Dad,
Mum and Dad,
Hello, hello.

This is my brother.
Hello, hello.
This is my sister.
Hello, hello.

Brother and sister
Brother and sister
Brother and sister
Hello, hello!


8 Listen and say yes or no. 



9

Find and say.

I'm Cabu. This is my brother.



10

Play.

This is my family.



My alphabet


d e f

1 Listen and repeat. Then circle. 

/di:/ **d** 

/i:/ **e**

/ef/ **f**



 /d/ **d**og

/e/ egg

/f/ fish

2 Find and circle.

/d/

de d a f d c f d e d d a c d

D A C D D B C D A D C B D A D

/e/

e a e b c e e d e b e f a e f

E C A E C F E A E D C E C A E

/f/

f e d f a f f c f b c f a d f

F A F B E F A D F A E F F C F

3 Match and draw. Then colour.

d

e

f


F

D

E



4 Match and say.



a


b

c

d

e

f



5 Chant.



A B C D E F G H I J K L M N O P Q R S T U V W X Y Z
a b c d e f g h i j k l m n o p q r s t u v w x y z

8

Toys



1 Listen and point. Then say.



train



plane



bike



guitar

2 Look and listen.



Look! I've got a train.





Look! I've got a plane!



I've got a bike ... and a guitar!

3 Listen again and say.


4 Listen and circle. 



5 Point and say.

Look! I've got a guitar.



6 Listen and stick. Then sing. 

I've got a bike.
I've got a train.




I've got a ball
And I've got a plane.



I've got a guitar!




A yellow bike.
A red train.
A green ball.
A blue plane.
And a guitar!

7 Listen and colour. 

1



2




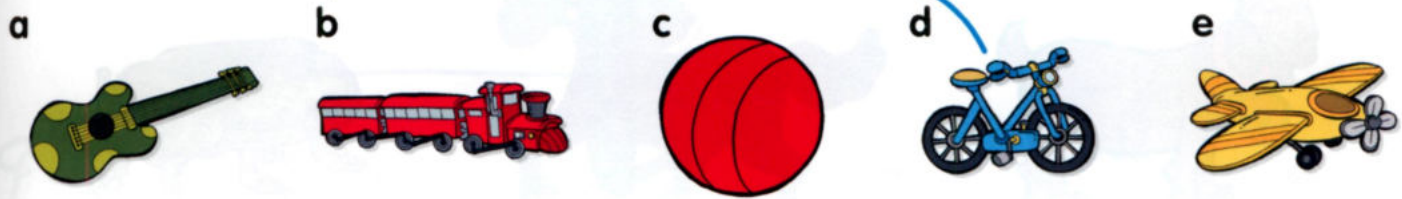
3



4




8 Listen and match. 



9 Draw, colour and say.

My favourite toy is my...




My alphabet

g h i

1 Listen and repeat. Then circle. 

/dʒi:/ **g** 



/g/ **g**oat

/eɪtʃ/ **h**



/h/ **h**orse

/aɪ/ **i**



/ɪ/ **i**nsect

2 Find and circle.

/g/

g d g e f g c g g b h g i c g

G A C G D B C G H G I G G E G

/h/

h a h b c h e d f h e h g h h

H C A D H F E H I H H E H G E

/ɪ/

i e d f i h i g f i c i a i i

I I F B E I A D I I H G I C I

3 Match and colour.

g


h

i

I

G

H



4 Find and circle.

a b c d e f g h i

fish

apple

car

dog

insect

horse

goat

egg

ball

5 Chant. 

A B C D E F G H I J K L M N O P Q R S T U V W X Y Z
a b c d e f g h i j k l m n o p q r s t u v w x y z

9

Colours (2)



1 Listen and point. Then say. 



pink



black



orange



white

2 Look and listen. 




Trumpet! Look! A black bike!
I can see a black bike.



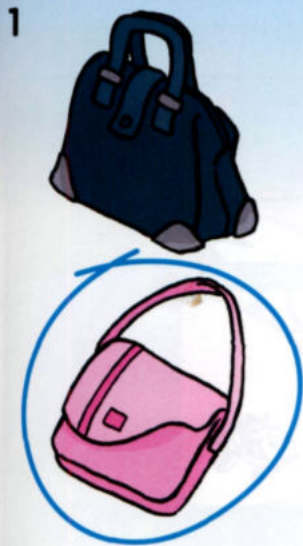


Trumpet! Look!
I can see a bag.
A white bag!

Yum, yum.

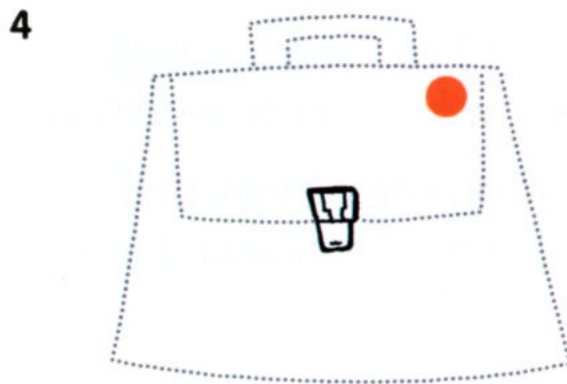
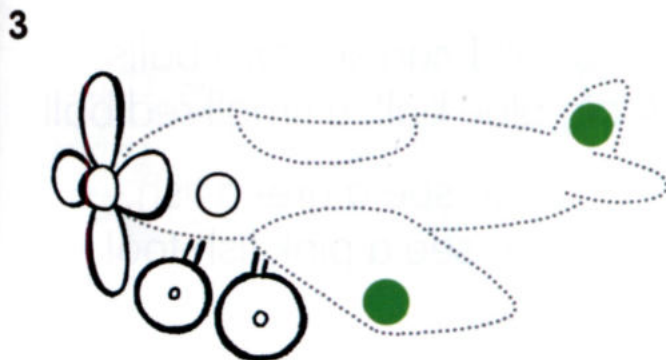


3 Listen again and say. 

4 Listen and circle. 



5 Point and say. I can see a pink bird.

6 Colour and say. I can see ...



7 Listen and stick. Then sing. 



Look! I can see two bags.
A yellow bag, an orange bag.


I can see a black bird.
I can see a white bird too!

Look! I can see two balls.
A big blue ball, a small red ball.

I can see a green fish.
I can see a pink fish too!


8 Find and say.

I can see ...



9 Match and say.

I'm Miss Maru. My favourite colour is orange.



My alphabet

j k l


1 Listen and repeat. Then circle. 

/dʒei/ **j** 



 /dʒ/ **j** jelly

/keɪ/ **k**



/k/ kite

/el/ **l**



/l/ lorry

2 Find and circle.

/dʒ/

j h g j f j c f j k j l j j d
J H C J I B J K J J D E J F J

/k/

k h k c k i k j d k f k k f
K C K E K F K A K J K L C K J

/l/

l e l f l k l h l b l g j d l
L H L K E L L D F L E C L J L

3 Find and circle.



kite

L

j

lorry

K

l



J



k

4 Match and write. Then say.



d









a b c

d e f

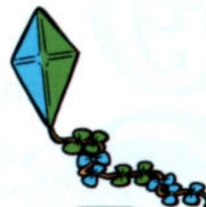
g h i

j k l















5 Chant.



A B C D E F G H I J K L M N O P Q R S T U V W X Y Z
a b c d e f g h i j k l m n o p q r s t u v w x y z

10

Numbers 6-10



1 Listen and point. Then say.



six



seven



eight



nine



ten

2 Look and listen.


1 Look! Six pencils. 1, 2, 3, 4, 5, 6.



2 Seven, eight. 1, 2, 3, 4, 5, 6, 7,



3 Nine.



4 Trumpet. How old are you?




3 Listen again and say.


4 Match and say. Six apples.



- 6
- 7
- 8
- 9
- 10



5 Count and write.



6 Guess and say.



7

Listen and stick. Then sing.



Look, look!
Ten red apples.
Ten green apples.
Crunch! Crunch!



Look, look!
Nine red apples.
Nine green apples.
Crunch! Crunch!



Look, look!
Eight red apples.
Eight green apples.
Crunch! Crunch!



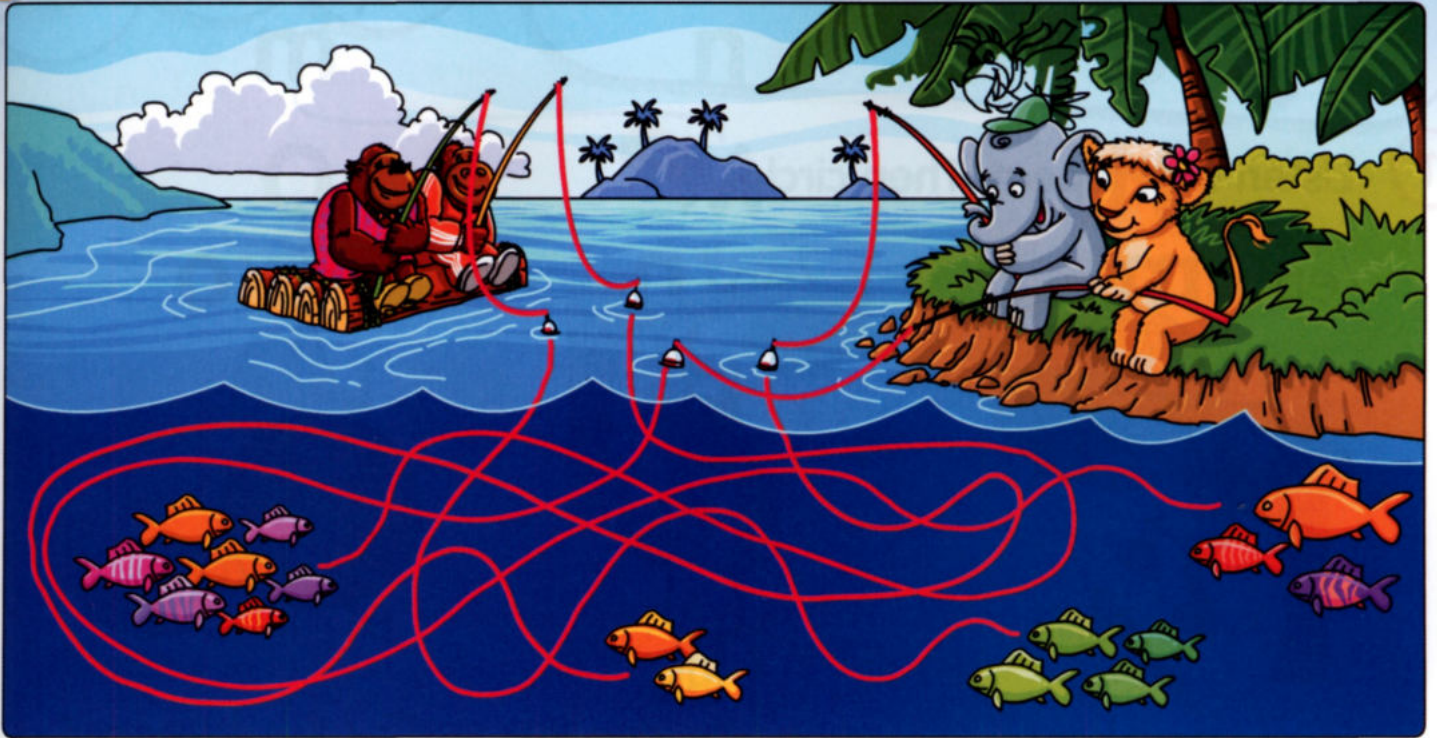
Look, look!
Seven red apples.
Seven green apples.
Crunch! Crunch!



Look, look!
Six red apples.
Six green apples.
On the apple tree!



8 Find and count. Then say. Look! Two fish.



9 Write and draw. Then colour.



How old are you?



10 Say.



How old are you?

I'm six.


Happy Birthday!

Thank you.



My alphabet



m n o

1 Listen and repeat. Then circle. 

/em/ **m** 

/en/ **n**

/əʊ/ **o**



/m/ **m**onkey

/n/ nurse

/ɒ/ orange

2 Find and circle.

/m/

m k j m a n m c m g m m i m o
M A C D M B C M A M C M M A M

/n/

n a n e m c n n o n n j m h n
N C A N N F E A N D C N N A N

/ɒ/

o e a o o c g o f o c o a o n
O A O B E O A D O A E O O C O

3 Match and say.

m


n

o

O

M

N

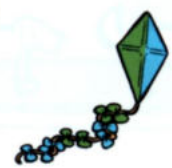


orange

nurse


monkey

4 Find and write. Then say.




a

d



g

j



m




5 Chant.






JUNGLE FUN 2

1 Look at the walls. Count and say.




0 5 3 4 8 9 6 2 1 7

2 Draw your family and say.



3 Draw your toys and say.



11


Face



1 Listen and point. Then say.



eye



nose



ear



mouth

2 Look and listen.

1 Look and say. Eyes!



2 Nose!




3 Ears ... and mouth!




4



Oh! I've got a nose.

I've got two ears and a mouth.



3 Listen again and say.

4 Listen and number. 



5 Point and say.

I've got two ears.

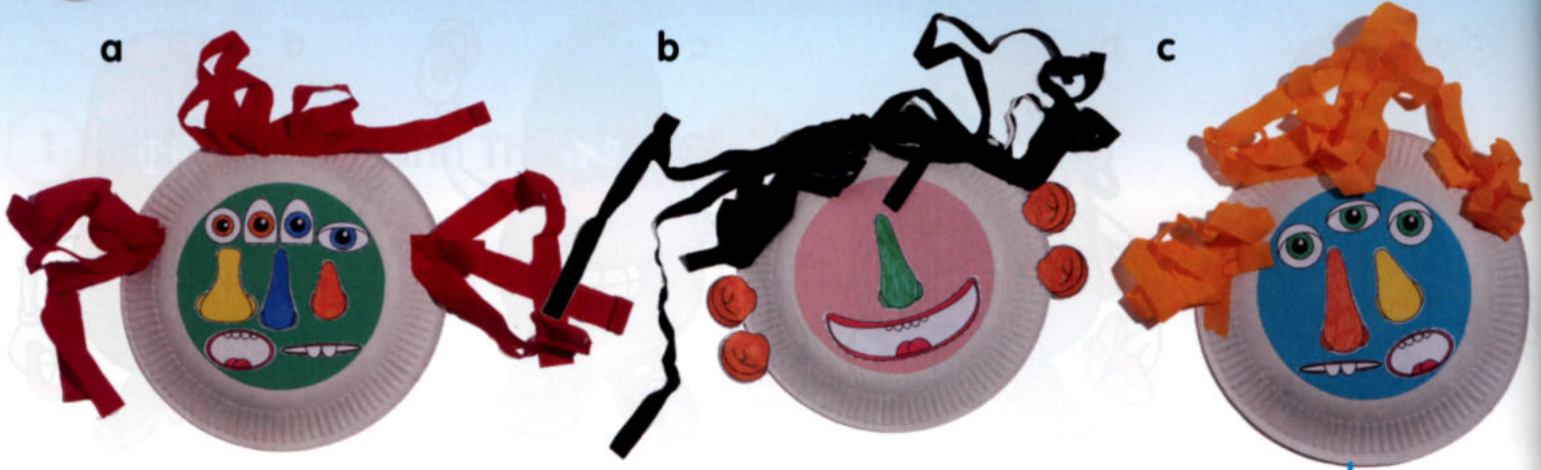


6 Play.

Touch your nose.



7 Listen and match. Then sing. 



1 Look! Look!
I've got three eyes
And two noses
And two mouths.

2 Look! Look!
I've got four eyes
And three noses
And two mouths.

3 Look! Look!
I've got four eyes
And one nose
And one mouth.

8 Draw and colour. Then say.



9 Look and say.

I can see an eye.



10 Draw and say.



11 Mime and draw. Then say.



My alphabet

P

q


r

1 Listen and repeat. Then circle. 

/pi:/ **p** 

/kju:/ **q**

/a:/ **r**



/p/ **p** panda

/kw/ queen

/r/ rabbit

2 Find and circle.

/p/

p r q j p q j p g p p j p c p
P A C P P B C P A P C B P A P




/kw/

q p r q j p q g q b q p q o q
Q C Q O Q Q P D Q C Q C A Q L

/r/

r c r f r c r r h r n r o c f
R B R D R F R P R R Q R P C R

3 Find and circle.















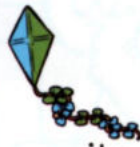







p
q
r

Q p R q
 P r

4 Find and write. Then say.

a c e f i k l p q
b d g h j m n o r

 ball	 dog	 fish	 h_orse	 _anda	 apple	 _ar
 goat	 egg	 _ueen	 _abbit	 _onkey	 _urse	 _range
 _ite	 lorry	 jelly	 insect			

5 Chant.

A B C D E F G H I J K L M N O P Q R S T U V W X Y Z
a b c d e f g h i j k l m n o p q r s t u v w x y z

12

Pets



1 Listen and point. Then say. 



pets



cat



hamster



snake

2 Look and listen. 

1 Look! Here's Sally and Pam, her pet. Have you got a pet, Cabu?



A ... what?

2 Here! Look! A book with pets!




3 What's this?



It's a cat.

Oh, look. Here's a hamster and a snake.

4 Cabu. Have you got a pet?





Yes, I've got a parrot

3 Listen again and say. 


4 Look and match. Then say.

It's a snake.





5 Draw and colour. Then say.

It's a ...



6 Play.



7 Listen and stick. Then sing. 



I've got a pet. A pet? A pet?
Yes, it's a cat.
And a ... here, and a ... there.
Here a ..., there a
I've got a pet. A pet? A pet?
Yes, it's a cat.


I've got a pet. A pet? A pet?
Yes, it's a dog.
I've got a pet. A pet? A pet?
Yes, it's a snake.
I've got a pet. A pet? A pet?
Yes, it's a bird.


8 Point, ask and say.

What's this?

It's a ...



9 Listen and circle. 



10 Play.



Have you got a cat?

No.

Have you got a snake?

Yes.



11 Draw and colour. Then say.



This is my cat, Sissy.

My alphabet

S t u

1 Listen and repeat. Then circle. 

/es/ **S** 



/s/ star

/ti:/ **t**



/t/ tree

/ju:/ **U**



/ʌ/ umbrella

2 Find and circle.

/s/

S c s o r s c s s e s a s d c
S R S C S S L J S T C S D S O




/t/

t l t b t t i d t f t f t e h
T L F I T T E T N T L E T T J

/ʌ/

u n u i u n o u s u c u a u m
U A U B E U H U U K T U U C M

3 Match and say. Then colour.

t	s	u
s	t	u
		
star	umbrella	tree

4 Find and write. Then say.



5 Chant. 

A B C D E F G H I J K L M N O P Q R S T U V W X Y Z
 a b c d e f g h i j k l m n o p q r s t u v w x y z



1 Listen and point. Then say.



ice cream



chips




salad




burger

2 Look and listen.



3 Listen again and say.

4 Listen and number. 



5 Draw 😊 or ☹️. Then say. I like ... I don't like ...



6 Play.



What's this?

Ice cream. I like ice cream.



7 Listen and stick. Then sing. 



I like burgers
Yum, yum!



I don't like chips
No, no!




I like ice cream
Mmm, mmm!




I don't like salad
No, no!



8 Listen and circle. 

1 
 yes no

2 
 yes no

3 
 yes no


4 
 yes no

5 
 yes no

6 
 yes no

- 9 Choose and stick. Then say.

I like ...



- 10 Draw and colour.



- 11 Play.

Salad and chips, please.

Thank you.



My alphabet

V W

1 Listen and repeat. Then circle. 

/vi:/ **V** 

/ˈdʌbəlju:/ **W**



/v/ **v**iolin



/w/ **w**atch

2 Find and circle.

/v/

v u n v o v c v v e w v r v w
V W V N V U M V A W V R V A V

/w/

w v u w m w w n w v r w | w v
W A V W M N W V V W W R W M W

3 Say, look and circle.


V



W



4 Find and write. Then say.



a



h



r

q



5 Chant.





1 Listen and point. Then say.



fly



jump



swim



run

2 Look and listen.



3 Listen again and say.

4 Listen and circle.



yes no



yes no




yes no

5 Point and say.

I can ...

I can't ...




6 Play.

Can you jump?



Yes, I can. Look!



7 Listen and stick. Then sing. 

Can you jump?
Yes, I can.



Can you fly?
No, I can't.



I'm Cabu.
I can jump.
I can jump!

Can you fly?
Yes, I can.



Can you swim?
No, I can't.



I'm Paco.
I can fly.
I can fly!

8 Play. Who am I?



Can you swim?

No, I can't.

Can you fly?

Yes, I can.

You're Paco.

Yes!



9 Look and circle. Then say.

I can ...

I can't ...



1 yes no



2 yes no



3 yes no



4 yes no



5 yes no



6 yes no

10 Play.

Can you swim?

Yes, I can.

My alphabet





1 Listen and repeat. Then circle. 

/eks/ **x** 

/wai/ **y**

/zed/ **z**



/ks/ fox 

/j/ yo-yo

/z/ zebra

2 Find and circle.

/ks/	x y v x w x e x x e y z x v x
	X A Y X W X V X K X X Z X A K

/j/	y z y x v y k y w y u y w v y
	Y X V Y Y W Z Y A Y K Y W Y X

/z/	z v x z u w z z y z x z u z v
	Z X Z Y N Z W N Z A Z Z X M Z

3 Say, look and circle.

X



Y



Z



4 Find and say. Then match and colour.

a b c d e f g h i

z								j
y								k
x								l
w								m
v	u	t	s	r	q	p	o	n

5 Chant.

ABCDEFGHIJKLMNOPQRSTUVWXYZ
 abcdefghijklmnopqrstuvwxyz

JUNGLE FUN 3




1

Stick and say.

I've got a big nose
and two small eyes.

1



2



3



4



2

Draw. Then play.



3 Match, draw and colour. Then say.


I like ...

I don't like ...




Goodbye!

1 Look and listen.






2 Listen again and say. 

3 Sing. 

Goodbye, Cabu.
Goodbye, Trumpet.
Thank you! Thank you!
Goodbye, Paco.



Happy Christmas!

1 Listen and point. Then say. 




present




Father Christmas



stocking

2 Look and listen. 



3 Listen again and say. 

4 Sing. 

Merry Christmas, Merry Christmas!
Look at the presents and the tree.

Merry Christmas, Merry Christmas!
Here's your present, with love from me!

Merry Christmas, Merry Christmas!
Open your stocking, look and see!


Thank you! Thank you! Thank you!
Merry Christmas!



5 Draw a Christmas card.



Happy Easter!

1 Listen and point. Then say. 




Easter Bunny



egg



basket

2 Look and listen. 



3 Listen again and say. 


4 Find and count. Then colour.

My Picture Dictionary

1 In the jungle




lion elephant parrot boy girl





banana flower bee hippo

2 Colours (1)



yellow blue red green

3 Numbers 1-5



one two three four five

4

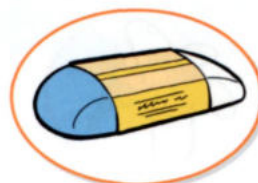
In the classroom



teacher desk chair book door

5

School things



bag pencil crayon rubber

6

Classroom actions



sit down stand up clap turn around

7

Family



mum dad brother sister me

8

Toys



train



plane



bike



guitar

9

Colours (2)



pink



black



orange



white

10

Numbers 6-10



six



seven



eight



nine



ten

11

Face



eye



nose



ear



mouth

12 Pets




pets

cat

hamster

snake

13 Foods



ice cream

chips

salad

burger

pizza

14 Actions



fly

jump

swim

run

Happy Christmas!

Happy Easter!




present

stocking

egg

basket

My Alphabet



apple



ball




car



dog



egg



fish



goat




horse



insect



jelly



kite



lorry




monkey



nurse

My Alphabet




orange



panda



queen



rabbit



star



tree




umbrella



violin



watch



fox



yo-yo



zebra

page 16



page 24



page 36



page 42



page 48



page 54



page 68



page 74



page 75



page 80



page 84



Danae Kozanoglou has been involved in teaching, teacher training and materials development since the 1980s. She holds a Diploma in TEFL and an MA in linguistics and Applied Linguistics from the University of Essex.



Fly High

Pupil's Book

Fly High is a motivating four-level course for young learners that integrates grammar and skills in a fun and engaging way.

Fly High 1 offers an enjoyable introduction to English for children starting at the beginning of the school system. It aims to develop a positive attitude to English through motivating activities, songs and chants.

Key vocabulary and structures are presented in humorous cartoon stories, featuring the Fly High characters, and regularly recycled.

The alphabet is introduced after the first semester, and active reading and writing skills are developed gradually to build children's confidence.

The **Fly High 1** Activity Book provides plentiful practice to consolidate children's learning. The Active Teach CD-ROM, for use with Interactive Whiteboard, turns Fly High into a dynamic multi-media teaching tool.

Components

- Pupil's Book
- Pupil's audio CD
- Activity Book
- Teacher's Guide
- Active Teach CD-ROM
- Class audio CDs
- Flashcards

.....
"Children deserve a clear, careful learning strategy. They desire loveable characters, fun, laughter, energy and a wide variety of activities. We provide them with both in Fly High."
.....



PEARSON
Longman



www.longman.com

ISBN 978-1-4082-4627-6



9 781408 246276 >