

FLY HIGH

Pupils' Book

2



with audio CDs



PEARSON
Longman

Jeanne Perrett Charlotte Covill

Fly High

Pupil's Book

2



Jeanne Perrett Charlotte Covill

FlyHigh 2

Contents

Lesson	Topic/Vocabulary	Language	Page
Welcome to our zoo!			4
Alphabet / Colours / Numbers	Letter sounds and names; colours; numbers 1–10		6
Me and my school			
1 It's a school!	Classroom objects	<i>What's this? It's a/an ...</i>	24
2 Spell octopus.	Classroom actions	<i>a/an, the; imperatives</i>	26
3 Cars and balls!	Toys	<i>What are they? They are ... ; regular plurals</i>	28
4 That's a robot!	Birthday presents	<i>this/that</i>	30
Sally's Story: The frogs!	Classroom actions	Imperatives	32
The FlyHigh Review 1			34
Me and my family			
5 She's pretty.	Family members 1	<i>I am ..., You are ..., He/She/It is ...</i>	36
6 Is he your grandpa?	Family members 2	<i>Am I ...?, Are you ...?, Is he/she/it ...?, short answers</i>	38
7 We're cowboys.	Dressing up 1	<i>We/You/They are ...</i>	40
8 Are we pirates?	Dressing up 2	<i>Are we/you/they ...?, short answers</i>	42
Sally's Story: The grey duck	Family members; adjectives: <i>happy, sad, small, big</i>	<i>be; numbers 1–5</i>	44
The FlyHigh Review 2			46
Fun Time 1		Phonics: <i>p, b, d, t</i>	48
Me and my friends			
9 It's his kite.	Possessions; adjectives: <i>old, new</i>	<i>my, your, his, her, its</i>	50
10 They're our toys.	Toys; adjectives: <i>slow, fast</i>	<i>our, your, their</i>	52
11 I've got a pet.	Parts of the body 1	<i>have got: affirmative</i>	54
12 Have we got all the insects?	Parts of the body 2	<i>have got: negative and questions</i>	56
Sally's Story: Circus boy!	Adjectives: <i>funny, long, short, strong</i>	<i>be; have got</i>	58
The FlyHigh Review 3			60
Me and my hobbies			
13 There's a town.	Places in a town	<i>There is/There are ...</i>	62
14 Where's Chatter?	In the playground	<i>Where is/are ...?; in, on, under, next to</i>	64
15 I can sing.	Activities and hobbies 1	<i>can: affirmative</i>	66
16 Can you skip?	Activities and hobbies 2	<i>can: negative and Yes/No questions</i>	68
Sally's Story: Where's my mobile phone?	Furniture in the home	<i>There is/There are; prepositions</i>	70
The FlyHigh Review 4			72



Lesson	Topic/Vocabulary	Language	Page	
Me and my day				
17	I like breakfast. Breakfast foods	Present simple: <i>I/You/We/They like ...</i>	74	
18	Do you like fish, Patty? Lunch foods	Present simple: <i>Yes/No</i> questions	76	
19	He gets up at seven o'clock. Daily routines; clock times	Present simple: <i>He/She/It</i>	78	
20	Does Rob go to the zoo every day? Days of the week	Present simple: <i>Yes/No</i> questions	80	
Sally's Story: Superboy		Jobs; days of the week	Present simple	82
The FlyHigh Review 5			84	
Fun Time 2		Phonics: <i>a, e, i, o, u</i>	86	
Me and my home				
21	I'm playing a game! Activities	Present continuous: <i>I/You/He/She/It</i>	88	
22	They're having a shower. Clothes	Present continuous: <i>We/You/They</i>	90	
23	They aren't swimming! Sports and exercise	Present continuous: negative	92	
24	Are they sleeping? Activities at home	Present continuous: <i>Yes/No</i> questions	94	
Sally's Story: Jane and the giant		Parts of the body; rooms of the house; prepositions	Present continuous; <i>can; have got</i>	96
The FlyHigh Review 6			98	
Me and my adventures				
25	These are crabs. At the aquarium 1	<i>this/these</i>	100	
26	There are lots of people. At the aquarium 2	Irregular plurals	102	
27	There are some apples. Fruit, vegetables and sweets	<i>some/any</i>	104	
28	How many sweets are there? Numbers 11–20	<i>Wh</i> -questions and <i>How many?</i>	106	
Sally's Story: Harry and Greta		Adjectives: <i>little, angry</i>	<i>some, lots of</i> ; present simple	108
The FlyHigh Review 7			110	
Fun Time 3		Phonics: <i>f, v, h, w</i>	112	
Happy Christmas!	<i>reindeer, Christmas tree, star, Father Christmas</i>		114	
Happy Carnival!	<i>throw, streamers, mask, dance, laugh</i>		116	
Happy Easter!	<i>Easter egg, paint</i>		117	
The FlyHigh Music Show			118	
My Picture Dictionary			120	



Welcome to our zoo!

Hello, I'm Trumpet.

Hello, my name's Karla.



Hi, I'm Tag.



Hello, I'm Vicky.



Hi, I'm Rob. What's your name?



I love our zoo!

Hello, my name's Sally.

Welcome to our zoo! 🎵

My name's Trumpet, how are you?
I'm an elephant in the zoo.
My name's Chatter, how are you?
I'm a monkey in the zoo.
My name's Karla, how are you?
I'm a kangaroo in the zoo.
My name's Patty, how are you?
I'm a penguin in the zoo.
My name's Tag, how are you?
I'm a tiger in the zoo.
My name's Sally, how are you?
I'm a keeper in the zoo.

Hi, I'm Patty.

Hello, my name's Chatter.

How are you?

I'm fine,
thank you.

Goodbye!



Alphabet

A a

/ei/

B b

/bi:/

C c

/si:/

D d

/di:/

1 Listen and say.



Hello, I'm Chatter. What's your name?
Let's learn: a, b, c, d.



2 Listen and write.



apple

/æ/

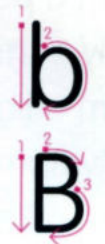


a a
A A



bear

/b/



b b
B B



cat

/k/

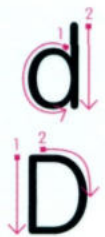


c c
C C



dog

/d/



d d
D D

3

Find and match.

a

B

dog



b

C

apple



c

D

bear



d

A

cat



4

Listen and circle.



1



2



3



4



5

Complete and sing.



a b d

Alphabet

E e

/i:/

F f

/ef/

G g

/dʒi:/

H h

/eitʃ/

1 Listen and say.



Hello, I'm Tag. How are you?
Let's learn: e, f, g, h.



2 Listen and write.



/e/

elephant



e e

E E



/f/

flower



f f

F F




/g/

goat



g g

G G



/h/

hippo




h h

H H

3 Match and write.

e f g h








.....ippo e.....lephant lower oat





4 Find and circle.





a	D	A	C	B
b	B	D	A	C
c	A	B	C	D
d	B	C	A	D





5 Listen and circle.



1    

2    

3    

4    

6 Complete and sing.

a c e f h 

Alphabet



/aɪ/



/dʒeɪ/



/keɪ/



/el/

1 Listen and say.



Hello, I'm Karla. What's your name?
Let's learn: i, j, k, l.



2 Listen and write.



/ɪ/

insect



Handwriting practice lines for the letter 'i'. The first row shows a solid 'i' and a dashed 'i' for tracing. The second row shows a solid 'I' and a dashed 'I' for tracing.



/dʒ/

jelly



Handwriting practice lines for the letter 'j'. The first row shows a solid 'j' and a dashed 'j' for tracing. The second row shows a solid 'J' and a dashed 'J' for tracing.



/k/

kangaroo



Handwriting practice lines for the letter 'k'. The first row shows a solid 'k' and a dashed 'k' for tracing. The second row shows a solid 'K' and a dashed 'K' for tracing.







/l/

lion



Handwriting practice lines for the letter 'l'. The first row shows a solid 'l' and a dashed 'l' for tracing. The second row shows a solid 'L' and a dashed 'L' for tracing.

3 Find and match.

i	J	lion	
j	L	kangaroo	
k	I	jelly	
l	K	insect	

4 Match.

b	c	i	f	g	k
G	K	B	C	F	I

5 Complete and sing. 

..... b c e g i j l

Alphabet

M m

/em/

N n

/en/

O o

/əʊ/

P p

/pi:/

1 Listen and say.



Hi, I'm Patty. How are you?
Let's learn: m, n, o, p.



2 Listen and write.




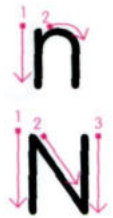
monkey

/m/



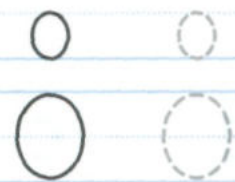

nest

/n/




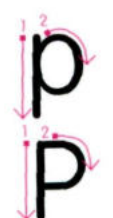
octopus

/ɒ/







penguin

/p/




















3 Match and write.

m	n	o	p
			
...enguin	...ctopus	...est	...monkey

4 Find and circle.

g	<input checked="" type="radio"/> G	E	C	D
j	H	G	I	J
m	N	B	M	P
o	F	O	L	D

5 Listen and circle.

1			
			
2			
			
3			
			
4			
			

6 Complete and sing.

a d f g i k l n p

Alphabet

Q q

/kju:/

R r

/a:/

S s

/es/

T t

/ti:/

1

Listen and say.



Hi, I'm Trumpet. What's your name?
Let's learn: q, r, s, t.




2

Listen and write.





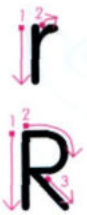
queen

/kw/




rabbit

/r/



snake

/s/



tiger

/t/



3 Find and match.

q

S

queen



r

R


snake



s

T

tiger



t

Q

rabbit



4 Match.

a

e

h

l

m

n

q

r

H

A

L

R

N

E

M

Q

5 Complete and sing. 

a b d g i j m o q s

Alphabet



/ju:z/



/vi:z/



/'dʌbəlju:z/

1 Listen and say.



Hi. I'm Sally. How are you?
Let's learn: u, v, w.




2 Listen and write.





umbrella

/ʌ/




vulture

/v/



whale

/w/



3 Match and write.

U

V

W



.....hale




..u mbrella



.....ulture

4 Listen and circle.


1




2



3



4



5 Complete and sing.

a c f h i l n p r u v

Alphabet



/eks/



/wai/



/zed/

1 Listen and write.



/ks/

fox



Handwriting practice lines for the letter X. The first row contains two dashed uppercase X's for tracing. The second row contains two dashed lowercase x's for tracing.



/j/

yo-yo



Handwriting practice lines for the letter Y. The first row contains two dashed uppercase Y's for tracing. The second row contains two dashed lowercase y's for tracing.



/z/

zebra



Handwriting practice lines for the letter Z. The first row contains two dashed uppercase Z's for tracing. The second row contains two dashed lowercase z's for tracing.

2 Find and match.

x

Z

fox



y

X

zebra




z


Y

yo-yo



3 Complete and sing. 

a g m s
..... z

4 Listen and write. 

1  l i o n

2  t

3  ha

4  a p

5 

6  o-

5 Choose and write. Then say.

fox elephant jelly dog flower cat



elephant

6 Play the game.




How do you spell 'elephant'?

e...l...e...p...h...a...n...t



Colours

1 Listen and say. 



2 Circle.



1 green / blue



2 pink / grey



3 purple / brown



4 black / yellow



5 white / red



6 orange / blue



7 yellow / white



8 black / grey

3 Sing along with the **FlyHigh** band! 

The colours song

Red and white and pink,

Yellow, green and blue.

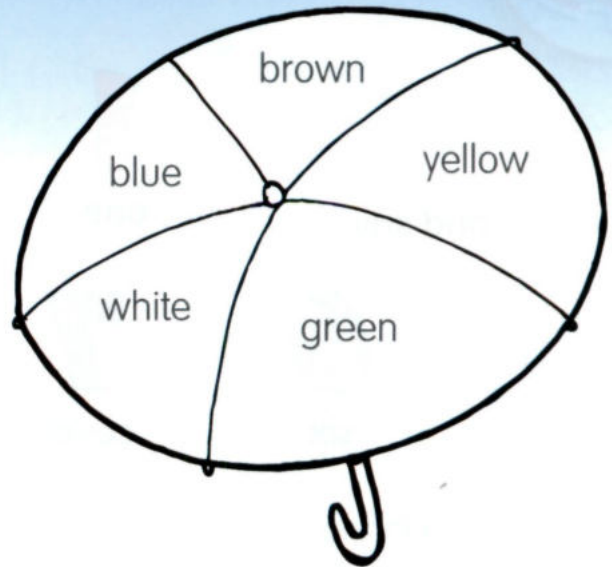
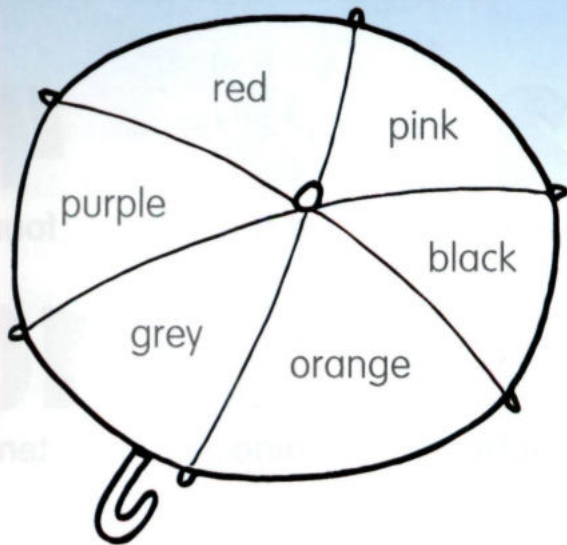
Grey and black and brown,

Orange and purple too.

Colours in the zoo for you!



4 Colour.




5 Write. Then play the game.



red



orange



fox

Numbers 1-10

1

Listen and say.



1

one

2

two

3

three

4

four

5

five

6

six

7

seven

8

eight

9

nine

10

ten

2

Listen and circle.



4

9

2

10

5

6

8


1

7

3

3

Write and match.



three

3

ten

two

six

eight



one

five

nine

seven

four



4 Sing along with **the FlyHigh band!** 

The numbers song

One, two, three, four, five,
Six, seven, eight, nine, ten.
One, two, three, four, five,
Six, seven, eight, nine, ten.

Then colour by number.



5 Play the game.



1



school



bag



pencil



pen



rubber



book

It's a school!



1 Circle.

1



It's a book. yes / no

2



It's a pencil. yes / no

3



It's a rubber. yes / no

4



It's a bag. yes / no

Learn with Tag



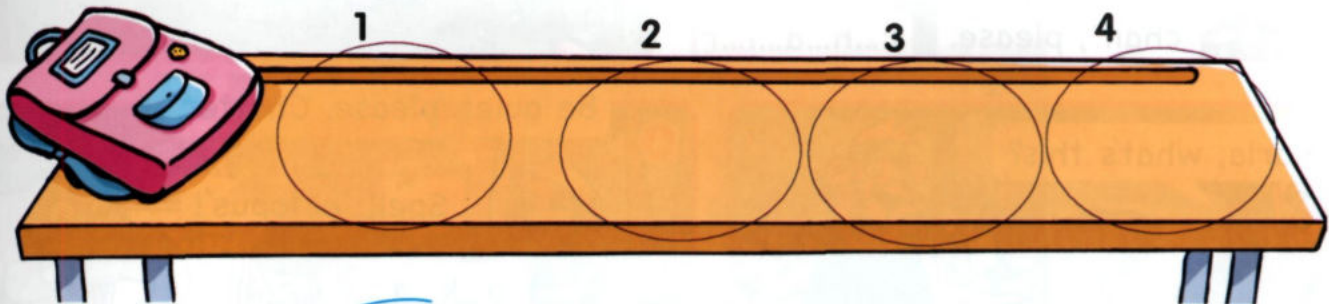
a b c d e f g h i j k l m
n o p q r s t u v w x y z

What's this? It's a book. It's an apple.

2 Write a or an.

- 1 It's a bag.
- 2 It's an umbrella.
- 3 It's a elephant.
- 4 It's a pencil.
- 5 It's a monkey.
- 6 It's a octopus.

3 Listen and stick. Then circle.



- 1 What's this? It's a book / pen.
- 2 What's this? It's a pencil / rubber.
- 3 What's this? It's a rubber / pen.
- 4 What's this? It's a pencil / book.

4 Sing along with the FlyHigh band! 🎵

What's this?

What's this? What is this?
What's this in my bag?
What's this? What is this?
What's this in my bag?
What's this? It's a pencil.

A pencil and a pen.

A pencil, a rubber, a book and a pen.

A pencil, a rubber, a book and a pen.



2



spell



chair



write



board



be quiet

Spell octopus.



1 Match.

- 1 What's
- 2 Spell
- 3 Write on
- 4 Be

- a the board, please.
- b 'chair', please.
- c quiet, please.
- d this?

Learn with Tag



It's **an** octopus. **The** octopus is purple.
It's **a** cat. **The** cat is black.

2 Write a, an or The.

- 1 It's an umbrella. The umbrella is red.
- 2 It's pencil. pencil is yellow.
- 3 It's board. board is white.
- 4 It's chair. chair is brown.
- 5 It's insect. insect is green.

3 Play the game.


Spell 'apple', please.

Very good!



a...p...p...l...e

4 Write with Karla.



3



car



ball



doll



stickers



crayon



card


Cars and balls!



1 Write **yes** or **no**.



1 green balls
yes



2 black cars



3 yellow stickers



4 blue crayons

Learn with Tag

What are they?



They're balls. One ball, two balls, three balls.

2 Circle.



1 a ball / balls

2 a doll / dolls

3 a car / cars

4 a crayon / crayons

3 Ask and answer.

Number five.
What are they?

They're crayons.




1	2	3
4	5	6
7	8	9

4 Sing along with the FlyHigh band! 🎵


Cars and dolls

Orange cars and
Yellow cars.
Cars for me and you!
One, two, three, four.
Lots of cars.
Cars for me and you.

Purple dolls and
Big, pink dolls.
Dolls for me and you!
One, two, three, four.
Lots of dolls.
Dolls for me and you.



4



robot



birthday



cake



present



watch

That's a robot!



1 Match.

- 1
- 2
- 3

They're your presents.

That's a robot.

This is my cake.

- a
- b
- c

Learn with Tag



This is a watch.



That is a robot.



2 Circle and write.



1 This / That is a cake.



2 This / That is a



3 This / That is a



4 This / That is a

3 Listen and stick.



1

2

3

4

4 Play the game.

Guess!

This is a red pencil and that is a yellow pencil.

No! This is a yellow pencil and that is a red pencil.



Sally's Story

The frogs!



frog



teacher




close




door


1 What's this? It's a school.
Look! A teacher.



2 Look! What are they? Frogs!



3 Lots of frogs!




Close the door!

4 Close the window!



1 Count and write.



1 four frogs



2



3



window





stand up



open



sit down



2 Write with Karla.



My name is Karla.
 This is my bag.
 The bag is red.
 The pencil is yellow.
 The rubber is blue.

My name is

This

The

.....

.....

The FlyHigh Review 1

1 Write.



1 What's this? It's a doll.



2 What's this? It's




3 What's this? It's



4 What's this? It's

2 Listen and stick. Then write yes or no.



1 The crayon is yellow. no


3 The pen is red.

2 The book is pink.

4 The rubber is green.

3 Match.

1 Open the door. d



2 Close the window.

3 Stand up.


4 Sit down.

5 Write on the board.


6 Be quiet.



4 Write.



1 robots



2



3



4

5 Circle and write.



1 This is / That is a robot



2 This is / That is



3 This is / That is



4 This is / That is

My Project

What's in your school bag? Write a list. Draw.

- a pen
- two yellow crayons
- a rubber
- four books
- three pencils



Now go to
My Picture
Dictionary

5



sunny



family



mum



dad



brother



sister

She's pretty.



1 Match.

1 mum

2 dad

3 sister

4 brother

a



b



c



d



Learn with Tag



I am Tag. I'm a tiger.

I am → I'm

He is → He's

You are → You're

She is → She's

It is → It's

2 Write **am**, **are** or **is**.

1 I am Trumpet.




2 You Sally.



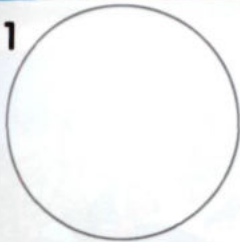
3 He Chatter.




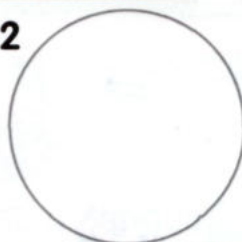
4 She Patty.

3 Listen and stick. Then circle. 

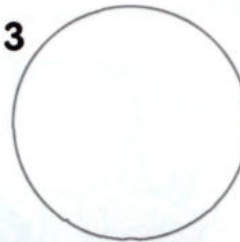
1




2



3



4



1 She's my mum / sister.

3 He's my dad / brother.

2 He's my dad / brother.

4 She's my mum / sister.

4 Sing along with the **FlyHigh** band! 

My family

Clap and dance and sing with me.

Sing about my family.

He's my brother.

She's my sister.

He's my dad

And she's my mum.

Clap and dance and sing with me.

Sing about my family.



6



grandpa



baby



boy



girl



grandma



friend

Is he your grandpa?



1 Match.

1 He's my grandpa. 2 She's my sister. 3 He's my friend. 4 She's my grandma.

a



b



c



d



Are you a girl?



Yes, I **am**.



Am I ...?

Are you ...?

Is he ...?

Is she ...?

Is it ...?

Learn with Tag

Yes, you **are**./No, you **aren't**.

Yes, I **am**./No, I'm **not**.

Yes, he **is**./No, he **isn't**.

Yes, she **is**./No, she **isn't**.

Yes, it **is**./No, it **isn't**.

2 Ask and answer.

a teacher a boy a girl a baby



Are you a teacher?

No, I'm not.





3 Write Yes, he is/Yes, she is or No, he isn't/No, she isn't.

1  Is she a penguin?

Yes, she is.

2  Is he a tiger?

3  Is he an elephant?

4  Is she a monkey?

4 Write with Karla.



My name's
Karla. I'm a
girl. I'm eight.

My name's

I'm

I'm

7



cowboy



box



clothes



spy



dancer

We're cowboys.



1 Match.

1 It's a box.

2 She's a dancer.

3 He's a cowboy.

4 She's a spy.

a



b



c



d



Learn with Tag




We're cowboys.

We are cowboys. → We're cowboys.
 You are dancers. → You're dancers.
 They are friends. → They're friends.

2 Write We are, You are or They are.

1 We are monkeys.




2 kangaroos.

3 penguins.



3 Read and cross (X).

1 You're dancers.



2 We're cowboys.



3 They're girls.



4 They're clothes.



4 Sing along with the **FlyHigh** band! 🎵

We're happy today.

Stand up and say
 We're happy today,
 Happy today, happy today.

Sit down and say
 We're happy today,
 Happy today, happy today.

Clap hands and say
 We're happy today,
 Happy today,
 happy today.





pirate



clown



king



crown

Are we pirates? 🎵

1 Are we pirates?
Are we clowns?
Are we kings
With golden crowns?
Look and see,
Look and see,
What are we?
Look and see,
Look and see,
What are we?

3 Are they dancers?
Are they clowns?
Are they queens
With golden crowns?
Look and say,
Look and say,
What are they?
Look and say,
Look and say,
What are they?

2 Are we dancers?
Are we clowns?
Are we queens
With golden crowns?
Look and see,
Look and see,
What are we?
Look and see,
Look and see,
What are we?

4 Are they pirates?
Are they clowns?
Are they kings
With golden crowns?
Look and say,
Look and say,
What are they?
Look and say,
Look and say,
What are they?



1 Circle.

1 Tag is a cowboy / pirate.

2 Chatter isn't a pirate / king.

3 Karla is a spy / clown.

4 Patty isn't a clown / queen.

Are we clowns?



No, we aren't.



Learn with Tag

Are we queens?

Yes, you are./No, you aren't.

Are you clowns?

Yes, we are./No, we aren't.

Are they pirates?

Yes, they are./No, they aren't.

2 Listen and circle.



1 Yes, you are.
No, you aren't.



2 Yes, they are./
No, they aren't.



3 Yes, you are./
No, you aren't.



4 Yes, we are./
No, we aren't.

3 Write Yes, they are or No, they aren't.

1 Are they clowns?



Yes, they are.

2 Are they queens?



3 Are they pirates?



4 Are they cowboys?



5 Are they dancers?



4 Play the game.



Are you a clown?

No, I'm not.

Are you a king?

Yes, I am.





Sally's Story The grey duck



duck



happy

1

Hello. I'm your mum.

Hello, Mum.

Hello, I'm your dad.

Hello, Dad.

2

One, two, three, four, five yellow ducks! I'm happy.

Look! A grey duck.

3

Hello, are you my mum?

No, I'm not.

Is he my dad?


No, he isn't.


4


Is she my sister?


No, she isn't. She's a yellow duck. You are grey.

1 Circle.

1  Is she a duck?
Yes, she is. / No, she isn't.

2  Is he small?
Yes, he is. / No, he isn't.

3  Is she yellow?
Yes, she is. / No, she isn't.

4  Are they swans?
Yes, they are. / No, they aren't.



small




big




sad



swan



2 Write with Karla.



This is my friend, *Patty*.
She's a girl.
She's seven.

This is my friend,

.....

.....

.....



The Fly High Review 2

1 Listen and circle.



My family



Now circle and write.

- 1 He's / She's my brother.
- 2 He's / She's my
- 3 He's / She's my

- 4 He's / She's my
- 5 He's / She's my
- 6 He's / She's my

2 Write is/isn't or are/aren't.




- 1 He is a pirate.
- 2 He small.
- 3 He happy.



- 4 They queens.
- 5 They big.
- 6 They sad.

3 Ask and answer.



Are they cowboys?
 Are they clowns?
 Are they number four?

No, they aren't.
 Yes, they are.
 Yes.




4 What about you? Write **I am** or **I'm not**.

- 1 a baby. 4 a spy.
 2 a boy. 5 happy.
 3 a dancer.

My Project

Draw a family tree.

This is my family.




Now go to
My Picture Dictionary



FUN TIME 1

1 Say it with Sally.

a) Listen and point. Then repeat.



b) Listen and write. Then repeat.



pencil



bag



tiger



girl



teacher



duck



ball



pen

c) Chant.

Pens and pencils. Books and bags. Ducks and dogs. Ten tigers.

2 Look and write. Find the secret word.



- The queen is my m u m.
- The king is my g [] [p] .
- The clown is my [] s .
- The dancer is my [] n .
- The spy is my [] d .
- The cowboy is my o [] .
- The duck is my f [] .

2 3 4 5 6 7
I'm a p .



3 Find ten more differences. Then point and say.



9



kite



cloudy



computer game



old



radio




new



bike

It's his kite.




1 Circle.



1 It is / isn't my bike.



2 It is / isn't my computer game.



3 It is / isn't my kite.



4 It is / isn't my radio.



Learn with Tag


I am Tag. My bike is new.
 You are a tiger. Your bike is grey.
 He is a boy. His kite is yellow.
 She is a girl. Her doll is old.
 It is a doll. Its clothes are pink.

2 Choose and write.

~~My~~ your his Her its my

- 1 My name is Beth and I'm seven.
- 2 He's a king and this is crown.
- 3 She's my grandma. bag is blue.
- 4 It's a big dog. What's name?
- 5 You're happy. Is it birthday?
- 6 I'm Tessa and this is brother.

3 Listen and stick. Then circle.



- 1 His / Her bike is blue.
- 2 His / Her ball is orange.
- 3 His / Her radio is red.
- 4 His / Her car is green.
- 5 His / Her book is yellow.
- 6 His / Her kite is purple.

4 Sing along with the FlyHigh band!

What a terrible mess!

What's this? What's that?
 What's this? What's that?
 What's this? What's that?
 What a terrible mess!

This is her radio.
 This is her radio.
 This is her radio.
 Her radio is blue.

What's this? What's that?
 What's this? What's that?
 What's this? What's that?
 What a terrible mess!

That is his bike.
 That is his bike.
 That is his bike.
 His bike is new.





toys



rollerblades



train



slow



fast



winner



prize

They're our toys.



1 Look at my toys.

They're our toys, Chatter.



2 What are they?

They're my rollerblades.



3

Here are Patty and Trumpet. Wow! Look at their train.

They're slow. I'm fast.

Let's race!



4

We are the winners!

Here are your prizes.

Thank you, Sally!

1 Circle.

1



It's his bike.

yes / no

3



They're his rollerblades.

yes / no

2



It's her train.

yes / no

4



They're the winners.

yes / no

You are the winners.
Your prizes are here.



We are brothers and sisters.
Our family is big.



Learn with Tag



They are slow.
Their bikes are old.

2 Circle.

- 1 They are happy. It's their / her birthday.
- 2 We are sisters and this is his / our mum.
- 3 You are friends. Is that my / your school?
- 4 They are brothers and that's its / their dad.

3 Write *our*, *your* or *their*.

1 They're
our presents.



2 It's ball.



3 It's dog.



4 It's car.



4 Write with Karla.



Here are *my* toys.
This is *my* computer
game. This is *my* ball.
My favourite toy is
my doll.

Here are

This is

This is

My favourite

11



leg



body



head



wing



hand



arm



feet

I've got a pet.



1 Choose and write.

beautiful small

- Its body is blue.
- Its head is



pet blue

- Its wings are
- It's her

Learn with Tag



I've got an orange and black body.



I/You/We/They **have got** two legs. →

I/You/We/They've **got** two legs.

He/She/It **has got** small hands. →

He/She/It's **got** small hands.

2 Choose and write.

head feet wings ~~legs~~ body

- 1 It's got six legs and
- 2 It's got a yellow and black
- 3 It's got a small black
- 4 It's got four



3 Circle.

- 1 I have got / has got a radio.
- 2 She have got / has got a watch.
- 3 You 've got / 's got a bag.
- 4 They have got / has got an umbrella.
- 5 It 've got / 's got a box.
- 6 The clown have got / has got a car.

4 Sing along with the FlyHigh band! 🎵

We've got hands and feet.

We are boys and we are girls.
We've got hands and we've got feet.
We've got arms and we've got legs.
Let's all dance now to the beat.

Clap your hands and turn around.
Stamp your feet and touch the ground.
Clap your hands and turn around.
Stamp your feet and then sit down.





ear



mouth



nose



eye



butterfly



hair



hair slide

Have we got all the insects?



1 Match.

- | | |
|-------------------------------|---------------|
| 1 The insects are | a Chatter. |
| 2 Sally has got a present for | b everywhere. |
| 3 Chatter has got | c hair slide. |
| 4 His insect has got | d a pet. |
| 5 Sally has got a | e wings. |

Have you got a black nose?

Yes, I have.



Have I/you/we/they got brown eyes?

Has he/she/it got big ears?

Learn with Tag

Yes, I/you/we/they have.

No, I/you/we/they haven't.

Yes, he/she/it has.

No, he/she/it hasn't.

2 Listen and circle.



1 a



b



2 a



b



3 a



b



3 Write Yes, they have or No, they haven't.

- 1 Have elephants got big ears? Yes, they have.
- 2 Have snakes got legs?
- 3 Have swans got wings?
- 4 Have zebras got arms?
- 5 Have whales got hair?

4 Play the game.



Has it got four legs?

Has it got wings?

Is it a butterfly?

No, it hasn't.

Yes, it has.

Yes, it is.



Sally's Story

Circus boy!



circus




funny



long



1 The clowns are very funny. Look at their arms and legs. They've got long arms and legs. I've got short arms and legs. I'm not funny.



2 The dancers are very beautiful. Look at their feet and hands. They've got beautiful feet and hands.



3 The monkeys are very fast. I'm not fast.

1 Choose and write.

star fast funny strong beautiful

- 1 The clowns are funny.
- 2 The dancers are
- 3 The monkeys are
- 4 The elephants are
- 5 The boy is a



short



strong



trunk



star




The elephants are strong. Look at their big trunks. I'm not very strong.



A small boy! Have we got a small boy in the circus?

Yes, we have!



Hooray! You're a star!

2 Write with Karla.



This is my friend, Sally. She's got long hair. She's got blue eyes. She's got a small nose and a pink mouth. She's happy.

This is my friend,
She's got
She's got
She's got
She's

The Fly High Review 3

1 Choose and write.

my your His her Our their

- 1 I've got long arms and my hands are big.
- 2 We haven't got a new car. car is old.
- 3 He's got a new bike. bike is fast.
- 4 She's pretty and hair is long.
- 5 Elephants are grey and ears are big.
- 6 You are short and feet are small.

2 Listen and match.



1



2



3



4



a



b



c



d



3 Write have got/has got or haven't got/hasn't got.

- 1 He has got a car.
He hasn't got a train.
- 2 It an apple.
It a ball.
- 3 She a radio.
She a computer game.
- 4 They bikes.
They rollerblades.



4 Look and say.



He's got short hair. He's got brown eyes. He's got a big mouth.

It's number two.

1



2



3



4



5



6



5 What about you? Write Yes, I have or No, I haven't.

- 1 Have you got long ears?
- 2 Have you got short hair?
- 3 Have you got a small mouth?
- 4 Have you got blue eyes?
- 5 Have you got big feet?

My Project

Draw and write about yourself.



My name's Maria. I'm a girl. I've got black hair and green eyes.



My name's Thomas. I'm a boy. I've got brown hair and blue eyes.

Now go to My Picture Dictionary



house swimming pool park river tree playground children

There's a town.



It's fantastic here. Look. There's a town.

Look at that big house and swimming pool.

There's a park and a river. The trees and flowers are very pretty.

Look at the playground!

There are lots of children here today.

Chatter's with the children.

Let's go to the playground.

1 Find and number.

the town 1

the river

the park

the swimming pool

the playground

the children



Learn with Tag

There is a tiger in the zoo. →
 There's a tiger in the zoo.
 There are lots of animals too.

2 Find the differences and write.



1 There are three ducks.

2

3

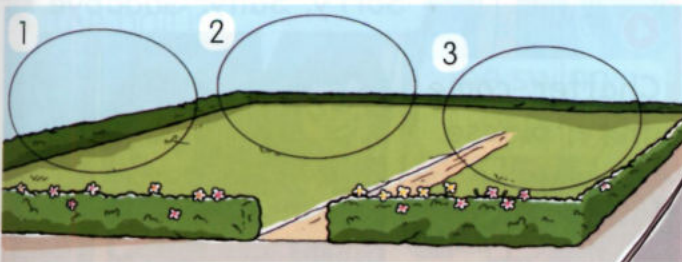


1 There are three swans.

2

3

3 Listen and stick. Then write.



- 1 There are two trees.
- 2 There's a
- 3 There's a

4 Sing along with the FlyHigh band!

Animals in our zoo

There are lots of animals in our zoo.
 Lions, tigers and kangaroos.
 Bears and monkeys and zebras too.
 We love the animals and they love you.

There are lots of animals in our zoo.
 Snakes, penguins and cockatoos.
 Goats and hippos and elephants too.
 We love the animals and they love you.





hot



treehouse



shop



swing



slide



climbing
frame




bus

Where's Chatter?



1 It's hot. The animals are in the playground.



1 Circle.

- 1 There's a yellow climbing frame.
- 2 There's a red slide.
- 3 There are two swings.
- 4 There are two children.
- 5 There's a green bus.

- yes / no
- yes / no
- yes / no
- yes / no
- yes / no

Learn with Tag



Where is Tag? → Where's Tag?
Where are Tag and Chatter?

2 Write Where's or Where are.

- 1 Where's Tag?
- 2 Chatter and Karla?
- 3 Sally?
- 4 Patty and Trumpet?

3 Choose and write.

in on under next to

- 1 The children are on the climbing frame.
- 2 The ball is the slide.
- 3 The girl is the swing.
- 4 The cats are the treehouse.
- 5 The dog is the climbing frame.



4 Write with Karla.



In our town, there's a park.
There's a swimming pool.
There are lots of shops.
There isn't a circus.

In my town, there's a
There's
There are
There isn't

15



sing



jump



high



ride



swim




climb



play the guitar

I can sing.



1 Match.

- 1 Karla
- 2 Tag
- 3 Patty
- 4 Chatter



- She's fantastic.
- It's very high.
- It's terrible.
- He's very fast.



Learn with Tag

I **can** ride my bike very fast!

I/You/He/She/It/We/They **can** jump.

2 Choose and write.

swim climb a tree play the guitar jump very high


1 I **can jump very high**



2 They



3 She



4 He



3 Sing along with the **FlyHigh** band! 🎵

I can

Look, look, look at me.
 I can climb a tree.
 I can read and I can write.
 I can ride a bike.
 Look, look, look at me.
 I can swim in the sea.
 I can jump up very high.
 I can touch the sky.
 Look, look, look at me.
 I can count to three.
 I can clap and turn around.
 I can touch the ground.





skip



rollerblade



fly



do a handstand



walk



run



carry

Can you skip?



1 Choose and write.

skip carry everyone do a handstand rollerblade fly a kite

- 1 Chatter can rollerblade.
- 2 Karla can
- 3 Tag can

- 4 Patty can
- 5 Trumpet can

Learn with Tag



I can't fly.














Can he skip? Yes, he can.




Can I/you/he/she/it/we/they fly?
 Yes, I/you/he/she/it/we/they can.
 No, I/you/he/she/it/we/they can't.

2 Listen and draw ☺ or ☹.

☺ = she can ☹ = she can't

3 Play the game.

	run	climb trees	fly	jump
				
				
				
				




Can they climb trees?

Yes, they can.

Can they run?

No, they can't.

Snakes.





Sally's Story Where's my mobile phone?



mobile phone



desk



cupboard



1 Kelly and her mum are in the living room.

What's the matter, Mum?

I can't find my mobile phone.



2

Is it on the desk?

There are pens and pencils on the desk, but my mobile phone isn't here.



3 Is it in the cupboard, Kelly?

No, it isn't.



4

It isn't under the computer.

1 Read and answer.

- 1 Who can't find her phone?
- 2 Are the pens and pencils on the table?
- 3 Where are the books?
- 4 Is the mobile phone under the table?
- 5 What's the phone number?
- 6 Who's got the phone?

Mum.

.....

.....

.....

.....

.....

.....



computer



bookcase



table



bed



5

Is it in the bookcase?

No, it isn't. There are lots of books in the bookcase, but your phone isn't here.

6

It isn't on the table.

It isn't under the table.

7

I've got an idea. What's your number?

It's 678945213.

8

Look, Mum! Fred's got the phone! It's in his bed!

Thank you, Kelly!

2

Write with Karla.



I can skip and fly a kite.
I can't play the guitar.
My friend can ride a bike.
My friend can't skip.

I can

I can't

My friend can

My friend can't

The Fly High Review 4

1 Choose and write.

~~swimming pool~~ slide trees cupboard flowers swing bed school

- In the town, there's a swimming pool and a
- In the park, there are and
- In the playground, there's a and a
- In the bedroom, there's a and a

2 Choose and write.



in on under next to

desk cupboard bed table

- Where's the computer? It's on the desk.
- Where's the bookcase?
- Where's the bus?
- Where's the doll?
- Where are the clothes?

3 Listen and circle.




- Yes, there is. / No, there isn't.
- Yes, there is. / No, there isn't.
- Yes, there are. / No, there aren't.
- Yes, there is. / No, there isn't.
- Yes, there are. / No, there aren't.



4 Look and say.



He can fly a kite.



It's number two.



5 What about you? Write.

- 1 Can you sing?
- 2 Can you do a handstand?
- 3 Can you ride a bike?
- 4 Can your mum swim?
- 5 Can your dad play the guitar?

.....

.....

.....

.....

.....

My Project

Draw three friends in a playground. Write about your friends.

Anna is on the swing.
Sam is next to the
climbing frame.
Bill is in the tree house.



Now go to

My Picture
Dictionary



breakfast




hungry



bread



honey



milk





egg



orange

I like breakfast.



1 Circle.

- 1 Trumpet is small / hungry
- 2 There are eggs / cakes for breakfast.
- 3 There are bananas / oranges for breakfast.
- 4 Chatter, Patty and Karla have / haven't got their breakfast.
- 5 Trumpet is very naughty / good.

Learn with Tag

I like bananas.
I don't like oranges.



I like/don't like bananas.
You like/don't like bananas.
We like/don't like bananas.
They like/don't like bananas.


2 Write.



1 I like eggs



2 We



3 They



4 You

3 Listen and stick.



4 Sing along with the FlyHigh band!

I like breakfast.

I like milk and I like bread.
I like honey and I like eggs.
I like apples and oranges too.
I like breakfast.
How about you?

I like breakfast in the morning.
I like breakfast in the morning.
I like breakfast in the morning.
I like breakfast.
How about you?





fish



lunch



pizza



soup




chicken



salad

Do you like fish, Patty?



1 Circle.

- 1 It's time for breakfast. yes / no
- 2 Tag's got pizza. yes / no
- 3 Sally's got a bowl of soup. yes / no
- 4 Patty likes fish. yes / no
- 5 Patty and Trumpet are friends. yes / no



Learn with Tag

Do you like honey? Yes, I do.

Do you like oranges? No, I don't.

2 Write.

1 Do you like chicken? 😊 Yes, I do.

2 Do you like pizza? 😊

3 Do you like soup? ☹️

4 Do you like salad? 😊

3 Write. Then answer about you.



Do you like chicken?



4 Play the game.


Chicken and salad, please!

Soup, salad and eggs, please!



Chicken, soup, salad and eggs.

5 Write with Karla.



I like *chicken and salad.*
I don't like *soup.*

I like

I don't like



get up



seven o'clock



have breakfast





clean my teeth



go to school

He gets up at seven o'clock.



1 Number in order.




Learn with Tag



He cleans his teeth every day.
She gets up at seven o'clock every day.
It drinks milk every day.

2 Write and circle.



- 1 She gets up at five o'clock / seven o'clock.
- 2 at nine o'clock / eight o'clock.
- 3 at four o'clock / six o'clock.
- 4 at eight o'clock / nine o'clock.

3 Sing along with the FlyHigh band!

We all love our zoo.

Every day at three o'clock,
I come to the zoo.
I see my friends and we all play,
In my favourite zoo.

Chatter and Trumpet,
Karla and Tag,
Patty and Sally too.
They love me and I love them.
We all love our zoo.

Chatter and Trumpet,
Karla and Tag,
Patty and Sally too.
They love him and he loves them.
They all love,
We all love our zoo!



Every day at three o'clock,
He goes to the zoo.
He sees his friends and they all play,
In his favourite zoo.





Monday Tuesday Wednesday Thursday Friday Saturday Sunday

Does Rob go to the zoo every day?



Goodbye.

1 Circle.

- 1 The animals go to the zoo. yes / no
- 2 Mr Light is a teacher. yes / no
- 3 Rob goes to school every day. yes / no
- 4 Rob goes to the zoo every day. yes / no
- 5 The children love the zoo. yes / no

Learn with Tag



Does he go to school every day? No, he **doesn't**.
Does he **play** basketball every day? Yes, he **does**.

2 Listen and circle. Then answer.



Monday



Thursday



Tuesday



Friday



Wednesday



- Does Rob ride his bike on Monday?
- Does Rob swim on Tuesday?
- Does Rob play the guitar on Wednesday?
- Does Rob play basketball on Thursday?
- Does Rob go to the park on Friday?

Yes, he does.

3 Play the game.

Look at me. What day is it?

Yes, it is!

Is it Friday?

Monday 	Tuesday 	Wednesday
Thursday 	Friday 	





Sally's Story Superboy



help




people



police officer

Superboy helps people every day of the week.



On Monday he helps old people.



On Tuesday he helps children.



On Wednesday he helps police officers.



1 Choose and write.

firemen children ~~old people~~ police officers animals

1 On Monday, he helps old people.

2 On Tuesday, he helps

3 On Wednesday, he helps

4 On Thursday, he helps

5 On Friday, he helps



fireman



visit



do my homework



On Thursday he helps firemen.

5

You're very strong, Superboy!



Yes, I am.

On Saturday he visits his grandma and grandpa.

7

Help yourself, Superboy.



Thank you, Grandma!

On Friday he helps animals.

6

You're very good, Superboy.



I know.

But on Sunday he does his homework. Help Superboy with his homework!

8

Ten and two is ...



2 Write with Karla.



Monday

I clean my teeth. I go to school.

Tuesday

Wednesday

Thursday

Friday


Saturday

Sunday

The Fly High Review 5

1 Write.

1 bread



2

3

4

5

6

7

8

9

2 What about you? Write Yes, I do or No, I don't.

- 1 Do you like milk?
- 2 Do you like chicken?
- 3 Do you like fish soup?
- 4 Do you like apples and oranges?
- 5 Do you like bread and honey?

3 Ask your friend.




- 1 Do you get up at seven o'clock?
- 2 Do you go to school at eight o'clock?
- 3 Do you play basketball every day?
- 4 Do you do your homework at six o'clock?

yes	no
.....
.....
.....
.....

Now write Yes, he/she does or No, he/she doesn't.

- 1 Does your friend get up at seven o'clock?
- 2 Does your friend go to school at eight o'clock?
- 3 Does your friend play basketball every day?
- 4 Does your friend do homework at six o'clock?

4 Listen and circle. Then match. 



1 Polly Pink gets up at

2 She has

3 She goes to dancing school at

4 She goes to bed at

a eleven o'clock.





























b ten o'clock.

c an orange and a banana for breakfast.

d nine o'clock.

My Project

Make a class food chart. Then write.

				
Anna				
Ben				
David				
Sarah				
Mary				
Peter				

Five pupils like apples. One pupil doesn't like apples.

Now go to
My Picture Dictionary



FUN TIME 2

1 Say it with Sally.

a) Listen and point. Then repeat.



b) Listen and write. Then repeat.



c) Chant.

Black cats. Eggs in a nest. Pink insects. Orange frogs. Mum and an umbrella.

2 Draw and write. Then ask and answer.



odiar
radio




tkei




cmueoptr



rtuaig



sub



sbrleraldleo

Where's the radio?



It's on the table.

3 Do the Zoo Trail.



1 Do rabbits go to school?

Yes, they do.

No, they don't.

2 Do monkeys eat bananas?

Yes, they do.

No, they don't.

Try again!
Lose 1 point.

4 Do bears like honey?

Yes, they do.

No, they don't.

3 Do lions run?

Yes, they do.

5 Do cats clean their teeth?

Yes, they do.

No, they don't.

7 Do fish swim in the river?

No, they don't.

Yes, they do.

Try again!
Lose 1 point.

6 Do penguins skip?

No, they don't

Yes, they do.

8 Do cats do homework?

Yes, they do.

No, they don't.

WELL DONE!



play



read



sleep



hide

water
pistol

come

I'm playing a game!



1 Circle.

- 1 Patty has got a phone / pencil.
- 2 Trumpet has got a book / pen.
- 3 Tag has got a kite / water pistol.
- 4 The water pistol is small / big.

Learn with Tag

I am hiding. → I'm hiding.
 You are writing. → You're writing.
 He is playing. → He's playing.
 She is reading. → She's reading.
 It is sleeping. → It's sleeping.

2 Circle and write.



1 He / She is reading



2 He / She



3 He / She




4 He / She


3 Listen and stick. Then write.



1 I'm reading



2 He's



3 She's

4 Sing along with the FlyHigh band!

I'm playing.

I'm playing with my friends.

I'm playing with my friends.

Hey ho, away we go.

I'm playing with my friends.

She's hiding from her friends.

She's hiding from her friends.

Hey ho, away we go.

She's hiding from her friends.





have a shower



trousers



T-shirt



shoes



skirt



dress



sweater

They're having a shower.



1 Circle.

- 1 Sally is wearing a skirt. yes / no
- 2 Patty is wearing a T-shirt. yes / no
- 3 Chatter is playing in the river. yes / no
- 4 Tag is having a shower. yes / no



You're wearing trousers.

Learn with Tag

We are wearing trousers. → We're wearing trousers.
 You are wearing trousers. → You're wearing trousers.
 They are wearing trousers. → They're wearing trousers.

2 Circle and write.



1 We're / They're
 wearing pink
 dresses.



2 We're / They're
 trousers.



3 We're / They're
 T-shirts.

3 Write.

blue
 trousers



4 Write with Karla.



I'm wearing a green sweater, yellow trousers and red shoes.
 My friend is wearing a white T-shirt, a blue skirt and black shoes.

I'm wearing

My friend



basketball



volleyball



football



tennis



idea




tired

They aren't swimming!



1 Tag is playing basketball. I'm not playing basketball.



2 Karla and Trumpet are playing volleyball. I'm not playing volleyball.



3 I'm not playing football. I'm not playing tennis.

I've got a good idea!



4 You're swimming, Patty! They aren't swimming!

I'm tired.

1 Choose and write.

volleyball tennis swimming

football basketball

1 Tag is playing basketball.

3 Chatter is playing

2 Karla and Trumpet are playing

4 Rob is playing

5 Patty is

Learn with Tag




I am not playing. → I'm not playing.

He/She/It is not playing. →
He/She/It isn't playing.

We/You/They are not playing. →
We/You/They aren't playing.

2 Find the differences and write.



1 The boys are playing basketball.

2 _____

3 _____

4 _____

1 The boys aren't playing basketball.

2 _____

3 _____

4 _____

3 Sing along with the FlyHigh band! 🎵

Splish and splash

I'm not playing basketball.

I'm not playing volleyball.

I'm not playing football.

I'm not playing tennis.

I'm swimming in the sea today.

I'm splashing in the sea today.

Splish and splash,

Splish and splash,

I'm swimming in the sea today.





dream




noise



eat



drink



upstairs



roar



snore

Are they sleeping? 🎵




1
Are they sleeping? Are they dreaming?
Where are the animals?
What are they doing?
Are they reading? Are they writing?
What is that terrible noise?

Are you eating? Are you drinking?
Where are you, animals?
What are you doing?
Are you playing? Are you hiding?
What is that terrible noise?



2
Hide all the toys! Eat all the cake!
Jump into bed! Sally is coming upstairs!



3
We're not playing.
We're not eating.
Look at us, Sally,
We're very good animals.
Tag's not roaring.
Trumpet's snoring.
That is the terrible noise!

1 Match.

Picture one e

Picture two,

Picture three,

- a The animals are very good.
- b Tag is hiding the toys.
- c Trumpet is eating.
- d Trumpet's snoring.
- e The animals are playing.
- f The animals are sleeping.

Are you sleeping, Tag?

No, I'm not.



Learn with Tag

Am I sleeping?

Yes, you **are**./No, you **aren't**.

Is he/she/it sleeping?

Yes, he **is**./No, he **isn't**.

Are you/we/they sleeping?

Yes, we **are**./No, we **aren't**.


2 Listen and circle. Then answer.



yes / **no**



yes / no



yes / no



yes / no



yes / no



yes / no

1 Is Bella doing her homework?

2 Is she having a shower?

3 Is George reading?


4 Is he writing?

5 Is Dad sleeping?

6 Are Bella, George and Dad playing on the computer?

No, she isn't.

3 Play the game.



Are you writing 'ball'?

No, I'm not.



Are you writing 'baby'?

Yes, I am.



Jane and the giant



giant



hear

Jane can see a big house. It has got lots of doors and windows. She can hear a noise.



Jane is in the living room. She's hiding under a table. She can hear the giant.



Jane is in the bathroom now. She is hiding in the shower. She can hear the giant.



Jane is in the kitchen. She's hiding in the cupboard. She can hear the giant.



1 Choose and write.

kitchen living room ~~bedroom~~ bathroom

- 1 Jane is hiding in the bed here. bedroom
- 2 Jane is hiding in the cupboard here. _____
- 3 Jane is hiding under the table here. _____
- 4 Jane is hiding in the shower here. _____



living room



bathroom



kitchen



bedroom



ghost



Jane is in the bedroom now. She is hiding in the bed. She can hear the giant.



5

Bing, bang, bong, begs!
I'm a giant. I've got long legs.



6

He has got a big head, long arms and big feet!

I can hear a girl!

Jane has got a good idea. She is standing on the bed.



8


Goodnight, giant. Sweet dreams!



7

Apples, jelly, cakes and toast! Look at me. I'm a ghost!

2 Write with Karla.



bedroom

This is our home.
We've got two bedrooms.

The Fly High Review 6

1 Circle and write.



I am / are reading



She am / is



It is / are



He is / are



You is / are

2 Match.

- 1 I am doing
- 2 You are doing
- 3 We are doing
- 4 They are doing

- a their homework.
- b our homework.
- c my homework.
- d your homework.

3 Write.




T-shirt



4 Write.



- 1 The girl is wearing an orange T-shirt.
She is
- She
- 2 The boy is wearing
- He
- He

5 Listen and circle. Then answer. 



The giant is in the kitchen / bedroom. He is playing / doing his homework. His mum is snoring / writing. His dad is playing football / tennis in the living room / kitchen. His brother and sister are having a shower / hiding in the shower.

- 1 Is the giant in the kitchen? Yes, he is.
- 2 Is the giant doing his homework?
- 3 Is his mum writing?
- 4 Is his dad playing tennis?
- 5 Are his brother and sister having a shower?

6 What about you? Write.

- 1 Are you writing?
- 2 Are you standing up?
- 3 Are you wearing trousers?
- 4 What are you doing?

My Project

Draw a house. Describe it.



The house is big and yellow. The door is red and the windows are green. There is a bathroom, a bedroom, a kitchen and a living room.

Now go to
My Picture Dictionary



crab



raining



dolphin



turtle




camera



take a photo

These are crabs.



1 Circle.

- 1 It's raining / sunny.
- 2 Patty and Tag are eating / looking at the fish.
- 3 The dolphin is swimming / reading in the pool.
- 4 Patty has got her watch / camera.
- 5 There's a turtle / crab in the photo.

Learn with Tag

This is an octopus.
These are crabs.






2 Write **This is** or **These are**.



- 1 **This is** my watch.
- 2 your trousers.
- 3 his shoes.
- 4 her dress.
- 5 your T-shirt.
- 6 our clothes.

3 Listen and stick. Then match.



- a These are fish. b This is a dolphin. c These are crabs. d This is a turtle.


4 Sing along with **the FlyHigh band!** 🎵

This is a fish.

This is a fish.
It's swimming in the sea.
I can see the fish
And it can see me.
It can see me.



These are dolphins.
They're swimming in the sea.
I can see the dolphins
And they can see me.
They can see me.





men



feed



women



tall



shark



teeth

There are lots of people.

1 There are lots of people next to the pool. Two men are feeding the fish.

I can't see. These women are very tall.



Come here, Patty!

2



Wow! Look at this shark! Look at its teeth! Patty, where are you?

3



I'm here.

Patty, there's a big shark in the pool.

It's OK. The shark is my friend!

1 Match.

- | | |
|----------------------------------|----------|
| 1 Lots of people are next to the | a fish. |
| 2 Two men are feeding the | b tall. |
| 3 The women are very | c teeth. |
| 4 Tag can see a | d pool. |
| 5 The shark's got lots of | e shark. |

Learn with Tag



+ es

fox foxes
 bus buses
 dress dresses
 watch watches

y + ies

baby babies
 family families
 spy spies

Irregular plurals

child children
 man men
 woman women
 foot feet
 tooth teeth


2 Circle.

- The spy / spies have got a camera.
- My dad's got big foot / feet.
- This box / boxes is small.
- Have you got a watch / watches?
- She's got three dress / dresses.
- There are two man / men in the pool.


3 Choose and write.

baby fox woman child man

- The children are on the swings.
- The are sleeping.
- The are reading.
- The are playing tennis.
- The are hiding.



4 Write with Karla.



This These



bowl




carrot



drawer




shelf



cherry



sweets



chocolate

There are some apples. 🎵



There are some apples in the bowl.
There are some carrots in the drawer.
There are some bananas on the shelf.
But we're looking for the **Secret Store!**

Are there any cherries?
Are there any sweets?
Are there any chocolates?
Are there any treats?

There aren't any cherries in the bowl.
There aren't any sweets in the drawer.
There aren't any chocolates on the shelf.
But here it is, the **Secret Store!**




There are lots of cherries.
There are lots of sweets.
There are lots of chocolates.
There are lots of treats.

1 Match.

- | | |
|--------------------|------------------|
| 1 The apples are | a on the shelf. |
| 2 The carrots are | b in the bowl. |
| 3 The bananas are | c in the box. |
| 4 The cherries are | d in the drawer. |

Learn with Tag



There are **some** bananas.

There aren't **any** cherries.

Are there **any** apples? Yes, there are.

Are there **any** carrots? No, there aren't.

2 Write **some** or **any**.

- 1 There are **some** cars in the toy box.
- 2 Are there dolls?
- 3 There aren't yo-yos.
- 4 There are balls.

3 Write.



- 1 apples
- 2 sweets
- 3 bananas
- 4 cherries
- 5 carrots
- 6 chocolates

There are **some** apples.

There aren't **any** sweets.

.....

.....

.....

.....

.....


4 Ask and answer.

Are there any chairs in your classroom?

Yes, there are.

- | | |
|---------|---------|
| chairs | rabbits |
| windows | pencils |
| cakes | water |
| fish | pistols |
| books | crayons |
| boys | |

How many sweets are there? 🍬



1 Circle and count. Then write the number of sweets.

18 19 20

eighteen nineteen twenty

Learn with Tag




What are they? They are sweets.
Where are they? They are in the box.
Who's got the sweets? Tag's got the sweets.
How many are there? There are five.

2 Listen and write.



20



3 Choose and write. Then answer.

What Where Who How many

- 1 **What** are you doing?
- 2 pens have you got?
- 3 is your bag?
- 4 are you wearing?
- 5 is your teacher?

4 Play the game.



How many pencils are there?

No.

Yes.

Eleven.

Five.





Harry and Greta



forest



biscuit

Harry and his sister go for a walk in the forest. They see a beautiful house.



There are sweets, cakes, bananas and cherries on the doors and windows. There are biscuits and chocolates on the walls.



A very old woman lives in the house. She has got a big nose and small black eyes.

3 Good morning. I've got some cakes and sweets in my house. Please come in. I've got some apples, bananas and lots of chocolate.



1 Read and answer.

- 1 Where is the house?
- 2 What is on the walls?
- 3 Who's got the cherries?
- 4 Who's in the cupboard?
- 5 What can Greta see in the trees?
- 6 Is the old woman happy?

It is in the forest.

.....

.....

.....

.....

.....

.....



wall



little



squirrel



angry



The squirrels eat the biscuits, cakes and chocolates. They eat the walls and the doors! Greta opens the cupboard.



Greta and Harry run away. They are happy. The old woman is very angry.



2 Write with Karla.



In our kitchen, there are some apples.
There are some bananas.
There aren't any biscuits.
There aren't any cakes.

In our kitchen, there are
There
There aren't
There

The Fly High Review 7

1 Find the odd one out. Then write.

- | | | | | |
|---|--------|----------|------------|----------|
| 1 | apples | sharks | cherries | bananas |
| 2 | crabs | men | women | children |
| 3 | cakes | biscuits | chocolates | dolphins |
| 4 | eleven | fourteen | turtles | nineteen |
| 5 | fish | teeth | hair | feet |

You can see (1) sharks, (2) _____, (3) _____, (4) _____ and (5) _____ in the sea.

2 Write.

- | | | |
|---|--------|------------------------------------|
| 1 | box | The <u>boxes</u> are on the shelf. |
| 2 | cherry | Where are the _____ ? |
| 3 | tooth | How many _____ have you got? |
| 4 | baby | The _____ are sleeping. |
| 5 | bus | The school _____ are yellow. |
| 6 | child | The _____ are in the playground. |

3 Listen and circle. Then write.

1 a



b



.....
This is a sweet.

2 a



b



.....
These are biscuits.

3 a



b



4 a



b



5 a



b



6 a



b




4 Look and say.



There are some apples.
There aren't any bananas.



It's picture A.




5 What about you? Write.

- 1 How many children are there in your class?
- 2 How many chairs are there in the classroom?
- 3 How many books are there in your bag?
- 4 How many letters are there in your name?

.....
.....
.....
.....

My Project

Make an underwater collage.




Now go to
**My Picture
Dictionary**




FUN TIME 3

1 Say it with Sally. 

a) Listen and point. Then repeat.



b) Listen and write. Then repeat.




c) Chant.

Happy hippos. We're winners. Visiting vultures. Funny foxes.


2 Play bingo.

Draw and write a different food in each square.



3 Label the rooms. Then answer.

bedroom bathroom kitchen living room



- | | |
|---------------------------------|--------------------------------------|
| 1 Who is singing? <u>George</u> | 7 Who is wearing a long dress? |
| 2 Who is playing tennis? | 8 Who is going upstairs? |
| 3 Who is swimming? | 9 Who is hiding? |
| 4 Who is sleeping? | 10 Who is writing? |
| 5 Who is reading? | |
| 6 Who is eating? | |

Now draw a ghost in one of the rooms. Your friends guess where it is.



reindeer



Christmas tree



star



Father Christmas



1

It's Christmas.

Hello, reindeer. Are you ready?
Let's go. Ho, ho, ho.



2

Look at the Christmas tree and the stars.


It's very pretty. Listen.
What is it?



3

It's Father Christmas ...

... and the Christmas presents



4

Look. It's a robot! What's your present?

It's a doll!



5

The children are very happy.

Thank you, Father Christmas!



1 Count and write.

[1] tree [.....] stars [.....] balls [.....] presents [.....] cards

2 Sing along with the **FlyHigh** band! 🎵

Jingle bells

Jingle bells, jingle bells,
Jingle all the way.
Jingle bells, jingle bells,
Hurray, it's Christmas Day!



3 Make a Christmas card.





throw



streamers



mask



dance



laugh

1 Sing along with the **FlyHigh** band! 🎵

I'm a cowboy, you're a dancer.
 Happy Carnival to you!
 We are clowns and they are pirates.
 Happy Carnival to you!
 Throw your streamers, put your masks on.
 Happy Carnival to you!
 Dance and laugh with all your friends now.
 Happy Carnival to you!



2 Make a mask.





Easter egg



paint

1

Hello. What's your name?

I'm Easter Bunny.

You've got lots of eggs!




They are for the children at Easter. I'm painting them.

What are you doing now?

2

I'm hiding the eggs in the flowers and trees.



3

Sit here. Look!

I've got a big orange egg!

I've got two small pink eggs!



4

Happy Easter, children!

Thank you, Easter Bunny!



Sing along with the FlyHigh band!

Easter Bunny's in the garden.

Easter Bunny's in the garden, hiding eggs.
Easter Bunny's in the garden, hiding toys.
He is hiding eggs and toys in the flowers and the trees.
Easter Bunny's in the garden. Come with me.



The FlyHigh

Sally: Hello! I'm Sally and I'm the keeper in our zoo!

All sing: Welcome to our zoo!

Child 1: There is a monkey, a tiger, a kangaroo, a penguin and an elephant in the zoo.

All sing: Animals in our zoo
(Lesson 13)

Trumpet: I'm Trumpet. I'm an elephant.
I like school.

Karla: I'm Karla. I'm a kangaroo.
At school we read and write and play.

Child 2: Do you go to school every day?

Trumpet: No. We go to school on Monday, Tuesday, Wednesday, Thursday and Friday.

Child 1: Are you happy today?

All: Yes, we are!

All sing: We're happy today.
(Lesson 7)



Music Show



Chatter: My name's Chatter. I'm a monkey. I can climb trees!

Patty: I'm Patty. I'm a penguin. I can swim in the sea.

Tag: My name's Tag. I'm a tiger. I can play basketball.

All sing: I can (Lesson 15)



Child 2: I'm hungry! Have we got any apples and oranges?
I like apples and oranges!

All sing: I like breakfast. (Lesson 17)

Child 1: Sally, are the animals in the zoo good?

Sally: Yes, they are!

Children

1 & 2: We love the animals in the zoo!

All sing: We all love our zoo. (Lesson 19)

Sally: We love our families and friends! We love you!

All sing: My family (Lesson 5)

All: Goodbye!



My Picture Dictionary




Listen, point and say. Then write.




1






school






















7



Pearson Education Limited
Edinburgh Gate
Harlow
Essex CM20 2JE
England
and Associated Companies throughout the world.

www.longman.com

© Pearson Education Limited 2010

The right of Jeanne Perrett and Charlotte Covill to be identified as authors of this Work has been asserted by them in accordance with the Copyright, Designs and Patents Act 1988.

All rights reserved; no part of this publication may be reproduced, stored in a retrieval system, or transmitted in any form or by any means, electronic, mechanical, photocopying, recording, or otherwise without the prior written permission of the Publishers.

First published 2010

ISBN: 978-1-4082-4630-6

Printed in Malaysia (CTP-WP)

Set in VagRounded

Illustrated by: GS Animation/Grupa Smaczneho,
Christos Skaltsas/eyscream, Zaharias Papadopoulos/eyscream,
Katerina Chrysochoou
Digital illustrations by: HL Studios, Long Hanborough, Oxford


Acknowledgements

The publishers and authors would like to thank all the consultants, schools and teachers who helped to develop this course for their valuable feedback and comments.

Lesson 1



Lesson 4



Review 1



Lesson 5



Lesson 9



Lesson 13



Lesson 17



Lesson 21



Lesson 25



Jeanne Perrett has a BA Hons in English Literature from the University of Sussex and TEFL Diploma. She has taught EFL for 25 years and is the author of several international coursebooks for children.



Charlotte Covill has been teaching and creating EFL materials for over twenty years, and has written several courses for young children. She is a graduate of Cambridge University and has a TEFL diploma.



“Children deserve a clear, careful learning strategy. They desire loveable characters, fun, laughter, energy and a wide variety of activities. We provide them with both in Fly High.”



PEARSON
Longman

www.longman.com



ISBN 978-1-4082-4630-6



9 781408 246306 >

Fly High

Pupil's Book

Fly High is a motivating four-level course for young learners that integrates grammar and skills in a fun and engaging way.

Each cycle of Fly High 2 includes:

- humorous two-part cartoon stories to present language, featuring the Fly High characters
- a variety of practice activities involving the four skills
- games and songs to consolidate language
- a Reading for Pleasure story to develop reading skills
- a Review section to help monitor progress

The Activity Book and Pupil's CD-ROM offer further opportunities for consolidation and revision. Additional teacher resources include flashcards and photocopiable worksheets. The Active Teach CD-ROM turns Fly High into a dynamic digital multimedia teaching tool.

Components

- Pupil's Book
- Pupil's audio CDs
- Activity Book
- Pupil's CD-ROM
- Teacher's Guide
- Active Teach CD-ROM
- Class audio CDs
- Vocabulary flashcards